

Gilbarco

PARTS LIST

PT 1403B

T 12A

TRANSAC TWELVE

PREPAY-POSTPAY SYSTEMS

(FOR 6 & 12 HOSES)

(WITH AND WITHOUT CUSTOMER DISPLAY)

\$5.00

All Gilbarco computer programs (including software on diskettes and within memory chips) are copyrighted by and shall remain the property of Gilbarco Inc. Such computer programs may also contain trade secret information. Duplication, disclosure, modification, or unauthorized use of such computer programs is strictly prohibited, unless otherwise licensed by Gilbarco.

(USE WITH 'HIGHLINE III' UNITS)




NOTE: REQUIRED TRANSMITTING ASSEMBLIES LOCATED IN DISPENSING UNITS.
PULSER - (T12672-G1)
I.S. BARRIER - SINGLES - (1) R15226-G1, (1) R15254-G1
DUALS (1) R15225, (2) R15254-G1

FRONT DISPLAY ONLY				FRONT & REAR DISPLAY MODELS				ISOLATION & DISTRIBUTION BOX ASSEMBLY	
SYSTEM MODEL NO.		CONSOLE MODEL NO.		SYSTEM MODEL NO.		CONSOLE MODEL NO.		BOX ASSEMBLY	
12 HOSE	6 HOSE	12 HOSE	6 HOSE	12 HOSE	6 HOSE	12 HOSE	6 HOSE	12 HOSE	6 HOSE
AJ2T1E100CA01	AJ2T1E1006A01	PA01510001	PA01510A01	AJ2T1E10CCA01	AJ2T1E10C6A01	PA01520001	PA01520A01	PA01330000	PA01330001
AJ2T1E100CA02	AJ2T1E1006A02	PA01510002	PA01510A02	AJ2T1E10CCA02	AJ2T1E10C6A02	PA01520002	PA01520A02	PA01330000	PA01330001
AJ2T1E100CA03	AJ2T1E1006A03	PA01510003	PA01510A03	AJ2T1E10CCA03	AJ2T1E10C6A03	PA01520003	PA01520A03	PA01330000	PA01330001
AJ2T1E100CA04	AJ2T1E1006A04	PA01510004	PA01510A04	AJ2T1E10CCA04	AJ2T1E10C6A04	PA01520004	PA01520A04	PA01330000	PA01330001

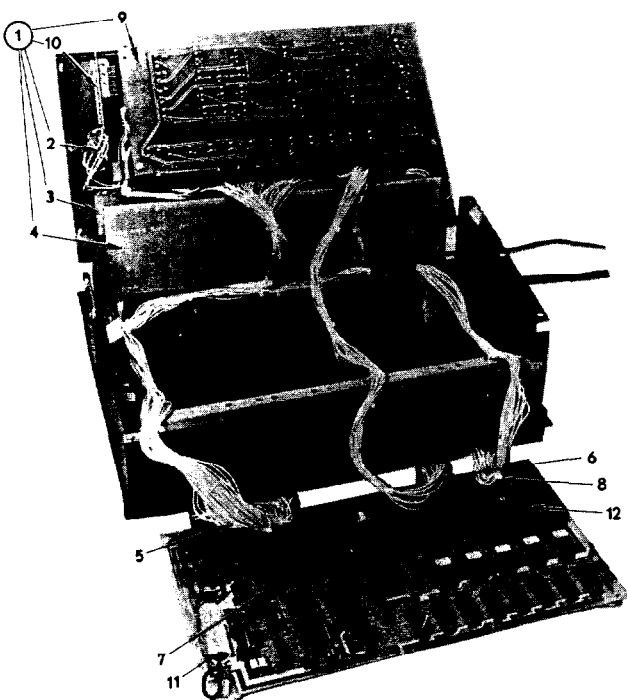
IMPORTANT WHEN ORDERING REPLACEMENT PARTS, ONLY PARTS INDICATED (BY SYMBOLS) CAN BE REPLACED IN THE FIELD. IF OTHER THAN THESE PARTS REQUIRE REPLACING, GILBARCO INC. EXCHANGE POLICY SHOULD BE FOLLOWED. THE MODEL NUMBERS & ALL INFORMATION STAMPED ON THE NAME PLATES MUST BE GIVEN.

Gilbarco Inc. • 7300 W. Friendly Ave., P.O. Box 22087, Greensboro, NC 27420
 Phone (910) 547-5000 FAX (910) 292-8871 Telex 4949970

CONTROL CONSOLE	
PA01510001 PA01510002 PA01510003 PA01510004	12 HOSES FRONT DISPLAY
PA01520001 PA01520002 PA01520003 PA01520004	12 HOSES FRONT & REAR DISPLAY
PA01510A01 PA01510A02 PA01510A03 PA01510A04	6 HOSES FRONT DISPLAY
PA01520A01 PA01520A02 PA01520A03 PA01520A04	6 HOSES FRONT & REAR DISPLAY



Code No.	No. Req.	Symbol No.	Description	Code No.	No. Req.	Symbol No.	Description
1	1	W01508-G7S	Console Housing (Does Not Include Base Assembly)(Units with '0' in 9th Digit)			Q10552-26	'12' Keytop
1	1	W01508-G11S	Console Housing (Does Not Include Base Assembly)(Units with 'C' in 9th Digit)			Q10552-30	'Authorized' Keytop
2	As Req.	-	Keys - To order Replacement Keys, Customer must give the 13 digit Model Code Number, and State How Many Sets He Needs.			Q10552-32	'00' Keytop
3	As Req.	Q10552-31	'0' Keytop			Q10552-34	'Emerg. Stop' Keytop
		Q10552-15	'1' Keytop			Q10552-35	'Pump Stop' Keytop
		Q10552-16	'2' Keytop			Q10552-36	'Vol/Cash Display' Keytop
		Q10552-17	'3' Keytop			Q10552-11	'PPU' Keytop
		Q10552-18	'4' Keytop			Q10552-12	'Pump Totals' Keytop
		Q10552-19	'5' Keytop			Q10552-27	'G1' Keytop
		Q10552-20	'6' Keytop			Q10552-28	'G2' Keytop
		Q10552-21	'7' Keytop			Q10552-29	'G3' Keytop
		Q10552-22	'8' Keytop			Q10552-37	'A/B Memory' Keytop
		Q10552-23	'9' Keytop	3		Q10552-38	'Paid' Keytop
		Q10552-24	'10' Keytop	3		Q10552-39	(No Legend) Plain
		Q10552-25	'11' Keytop			Q10552-40	'L1/L2' Keytop
						Q10552-41	'Credit' Keytop
						Q10552-42	'Cash' Keytop



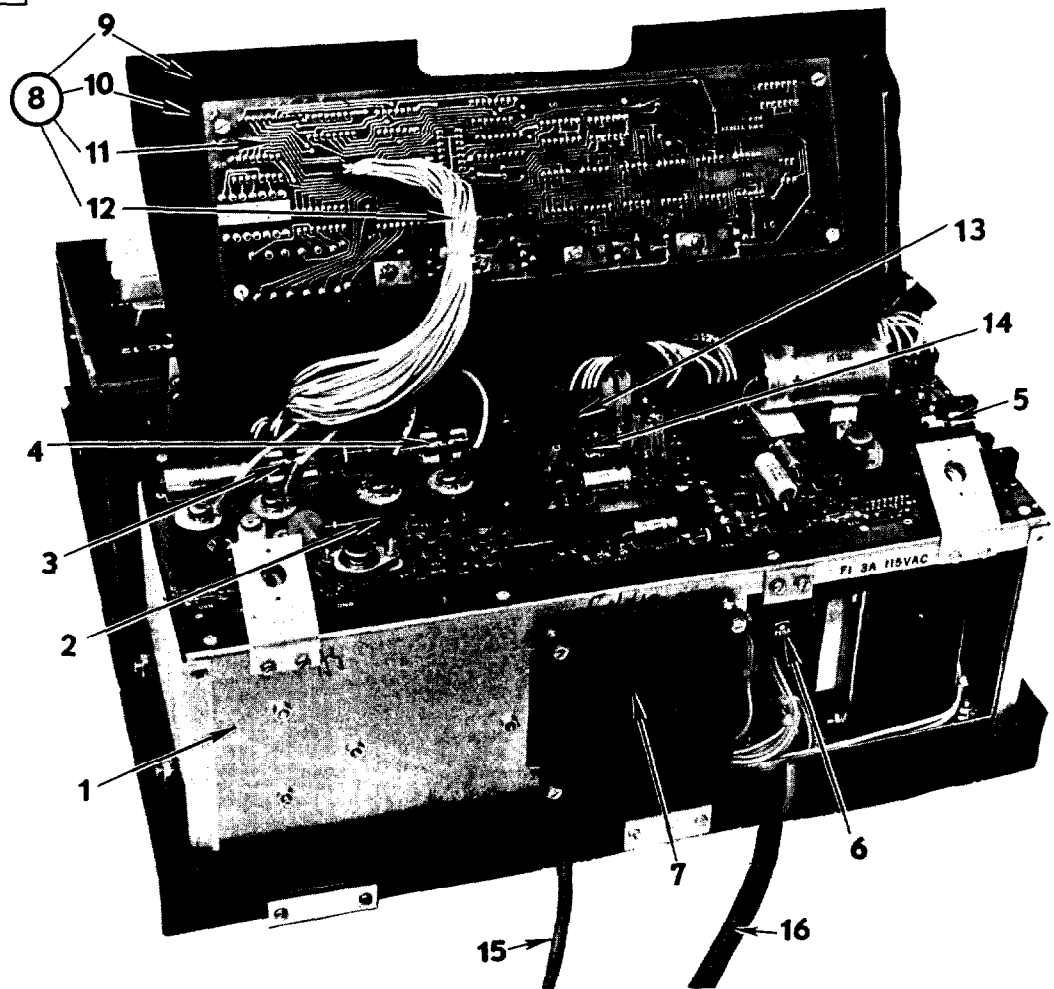
CONSOLE DETAILS WITH HOUSING REMOVED AND DISPLAY BOARD TIPPED UP.

Code No.	No. Req.	Symbol No.	Description
1	1	T13311-G1	Control Panel Assembly (For Units with '1' in the 13th Digit of Model No. & 'C' in the 10th Digit)(12 Hose)
1	1	T13311-G2	Control Panel Assembly (For Units with '2' in the 13th Digit of Model No. & 'C' in the 10th Digit)(12 Hose)
1	1	T13311-G3	Control Panel Assembly (For Units with '3' in the 13th Digit of Model No. & 'C' in the 10th Digit)(12 Hose)
1	1	T13311-G4	Control Panel Assembly (For Units with '4' in the 13th Digit of Model No. & 'C' in the 10th Digit)(12 Hose)
1	1	T13311-G5	Control Panel Assembly (For Units with '1' in the 13th Digit of Model No. & '6' in the 10th Digit)(6 Hose)
1	1	T13311-G6	Control Panel Assembly (For Units with '2' in the 13th Digit of Model No. & '6' in the 10th Digit)(6 Hose)
1	1	T13311-G7	Control Panel Assembly (For Units with '3' in the 13th Digit of Model No. & '6' in the 10th Digit)(6 Hose)
1	1	T13311-G8	Control Panel Assembly (For Units with '4' in the 13th Digit of Model No. & '6' in the 10th Digit)(6 Hose)

Code No.	No. Req.	Symbol No.	Description	Code No.	No. Req.	Symbol No.	Description
2	1	--	Rotary Key Switch & Cable Assembly (Includes 2 Sets of Keys) When Ordering Customer must give the System 13 Digit Model Code No. this 13 Digit Number is Located on Name Plate)	4	1	T13316-G1	Display P.W.B.
				5	1	T13310-G1	Power Cable Assembly
				6	1	N21106-G1	Keyboard Cable Assembly
3	1	T12071-G1	L.E.D. P.W.B. Units with 'C' in the 10th Digit (12 Hose)	7	1	T13321-G1	Processor P.W.B. Assembly
3	1	T12071-G4	L.E.D. P.W.B. Units with '6' in the 10th Digit (6 Hose)	8	1	N20958-G1	Printer Cable Assembly
				9	1	R15810-01	Keyboard Assembly (12 Hose Units)
				9	1	R15929-G1	Keyboard Assembly (6 Hose Units)
				10	1	R15281-G1	Push Button Switch Assembly
				11	1	Q10531-01	Battery - (Part of Item #7)
				12	1	Q10365-02	Buzzer


REAR VIEW OF CONSOLE WITH HOUSING REMOVED & CUSTOMER'S DISPLAY TIPPED UP.

Plate 3
T-12A



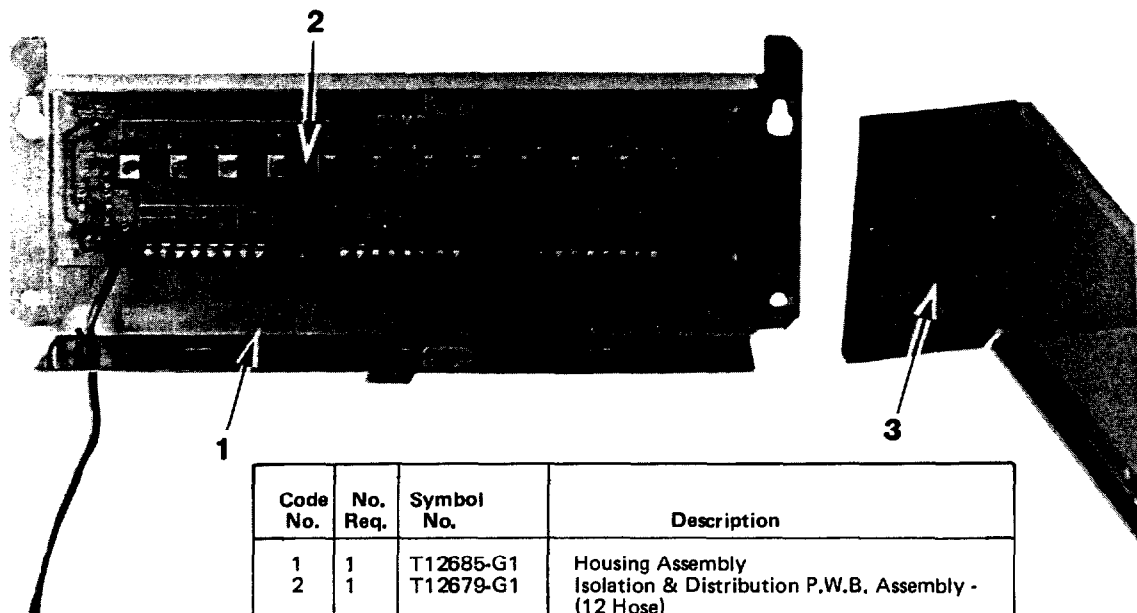
Code No.	No. Req.	Symbol No.	Description	Code No.	No. Req.	Symbol No.	Description
1	1	T12695-G1	Power Supply Assembly (Does not include Items 13 & 14)	11	1	T12893-G1	Customer Display P.W.B.
2	1	T12116-G2	P.C. Board (Part of Item #1)	12	1	T12936-G1	Customer Display Cable
3	1	Q10444-02	Fuse 5 Amp. -32V	13	1	R15257-G1	Current Source /X C.V.P. P.W.B. (Not Part of Item #1 or Item #2)
4	1	Q10444-03	Fuse 7.5 Amp. -32V	14	1	Q10617-01	Fuse (Part of Item #13) .1 Amp., 125V.
5	1	Q10444-01	Fuse .5 Amp.	15	1	N20953-G1	Cable Assembly (To Isolation & Distribution Box) Not Part of Item #1 (11' Lg.)
6	1	Q10131-19	Fuse 3 Amp.	15	1	N20953-G2	25' Cable Assembly
7	1	R15843-G1	Fan & Bracket Assembly (29/35 C.F.M. 115V., 60 CHZ., 11W.)	15	1	N20953-G3	50' Cable Assembly
8	1	T12946-G1	Customer Display Assembly (Includes Item #9 thru #11)	15	1	N20953-G4	75' Cable Assembly
9	1	T12945	Hood (Front & Rear)	15	1	Q10381-03	2 Wire Cable (By The Ft.) Specify No. of Ft.
10	1	R15633	Filter Plate (Not Shown)	16	1	R14424-G1	A.C. Line Cable

REAR VIEW OF
CONSOLE



Code No.	No. Req.	Symbol No.	Description
1	1	T12946-G1	Customer Display Assembly (See Plate #3 for Parts) (Used on Units with Customer Display)
2	2	Q10698-01	Christmas Tree Clips (Used on Units with Customer Display)
3	4	Q10370-04	Quick Release Fastner

ISOLATION & DISTRIBUTION
BOX ASSEMBLY
(PA01330000) -12 Hoses
(PA01330001) -6 Hoses



Code No.	No. Req.	Symbol No.	Description
1	1	T12685-G1	Housing Assembly
2	1	T12679-G1	Isolation & Distribution P.W.B. Assembly - (12 Hose)
2	1	T12679-G2	Isolation & Distribution P.W.B. Assembly - (6 Hose)
3	1	T12686-G1	Cover