

Trimline® and Commercial Dispensers

Model No.	Description
164-0	Trimline Single One-Product Standard Gallonage
164-3	Trimline Single One-Product High Gallonage
261-0	Trimline Dual One-Product Standard Gallonage
262-0	Trimline Dual Two-Product Standard Gallonage
625-3	Commercial Single One-Product High Gallonage
655-3	Commercial Dual One-Product Standard Gallonage
656-3	Commercial Dual Two-Product Standard Gallonage

Note: A "5" in the second digit denotes unlighted models. A "T" in the fourth digit denotes intermediate gallonage.

Load Table

See attached wiring diagrams:

FE-294	Dispensers with Manual Reset 120VAC
FE-295	Dispensers with Manual Reset 240VAC
FE-296	Dispensers with Electric Reset 120VAC
FE-297	Dispensers with Electric Reset 240VAC
FE-298	Dispensers with Electric Reset and Gilbarco Pulser 120VAC
FE-299	Dispensers with Electric Reset and Gilbarco Pulser 240VAC
FE-316	Electric Resets

Operating Environment

Relative Humidity.....	20% to 95% non-condensing
Minimum Outside Ambient Temperature.....	-22°F (-30°C)
Maximum Outside Ambient Temperature	104°F (40°C)

Performance Requirements

Minimum Delivery Rate (Std. Gal.).....	10 gpm @ 35 psi inlet pressure	(38 lpm @ 102 kg/cm ² inlet pressure)
Minimum Delivery Rate (High Gal.)	23 gpm @ 35 psi inlet pressure	(87 lpm @ 102 kg/cm ² inlet pressure)
Meter Accuracy	± .25% from 1.5 to 15 gpm (5.7 to 57 lpm)	

Weights

Single One-Product

Standard Gallonage Dispenser Weight	300 pounds/135 kilograms
High Gallonage Dispenser Weight	325 pounds/146 kilograms

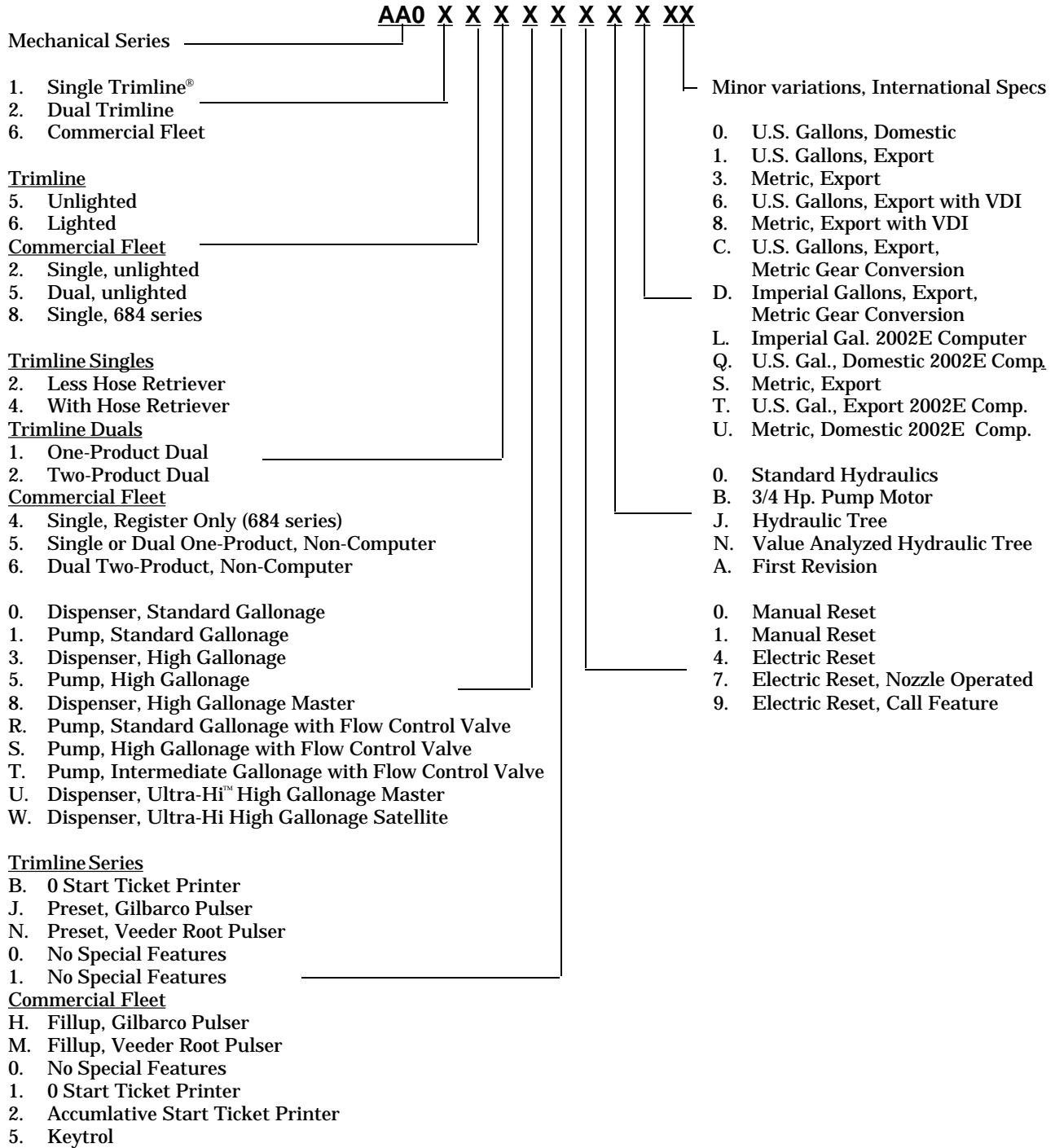
Dual One-Product

Standard Gallonage Dispenser Weight	350 pounds/158 kilograms
High Gallonage Dispenser Weight	325 pounds/146 kilograms

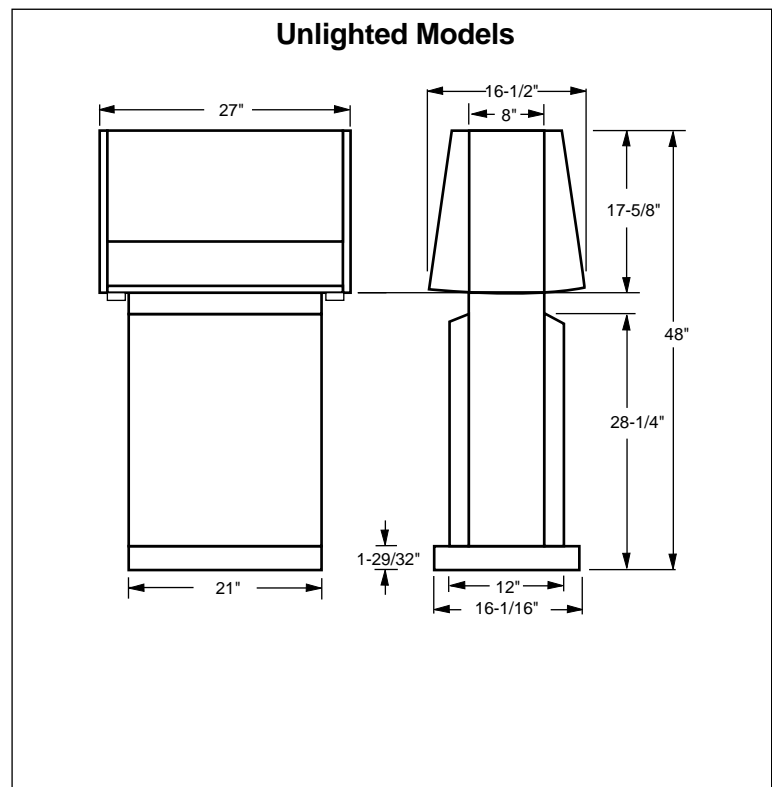
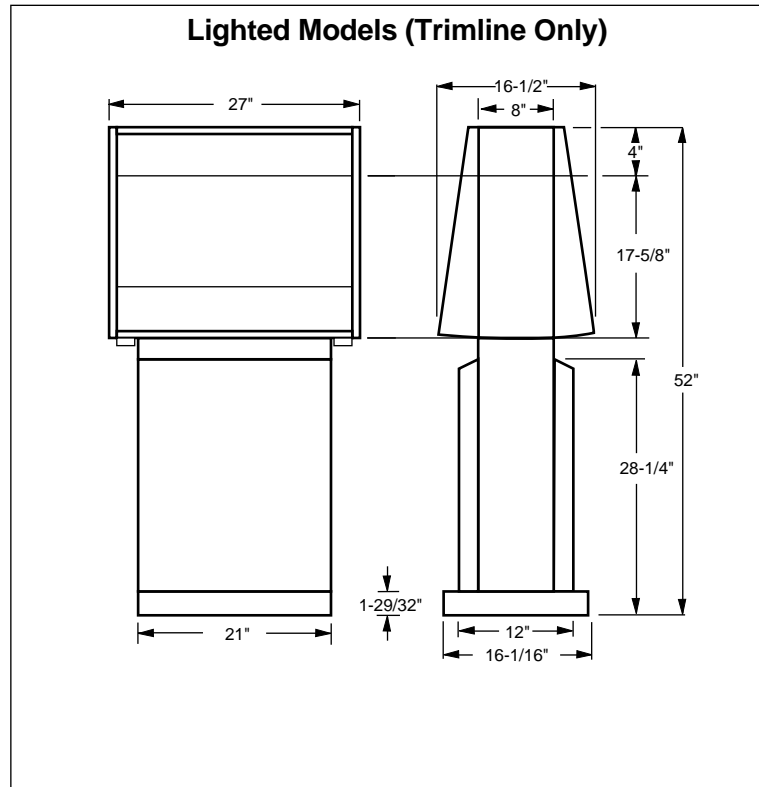
Dual Two-Product

Standard Gallonage Dispenser Weight	350 pounds/158 kilograms
High Gallonage Dispenser Weight	400 pounds/180 kilograms

Model Number Breakdown



Trimline® and Commercial Dispensers



Screening Specifications

Lower Doors - 2" Deep Units

Overall: 30.125" H x 25.0" W
(Total Blank Area)

Front Surface: 25.63" H x 19.93" W

Metal Brand Panels

Overall: 5.88" H x 25.125" W
(Total Blank Area)

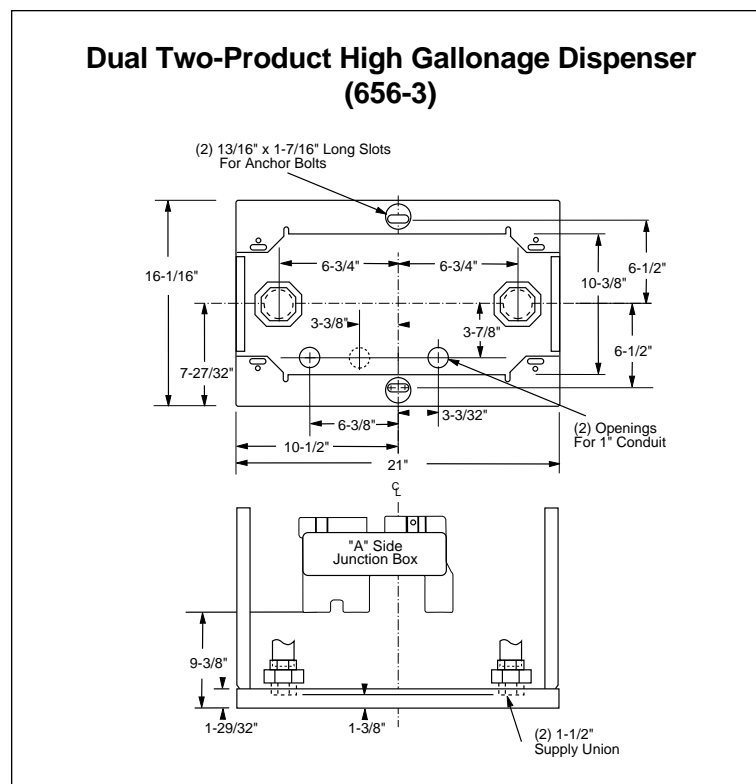
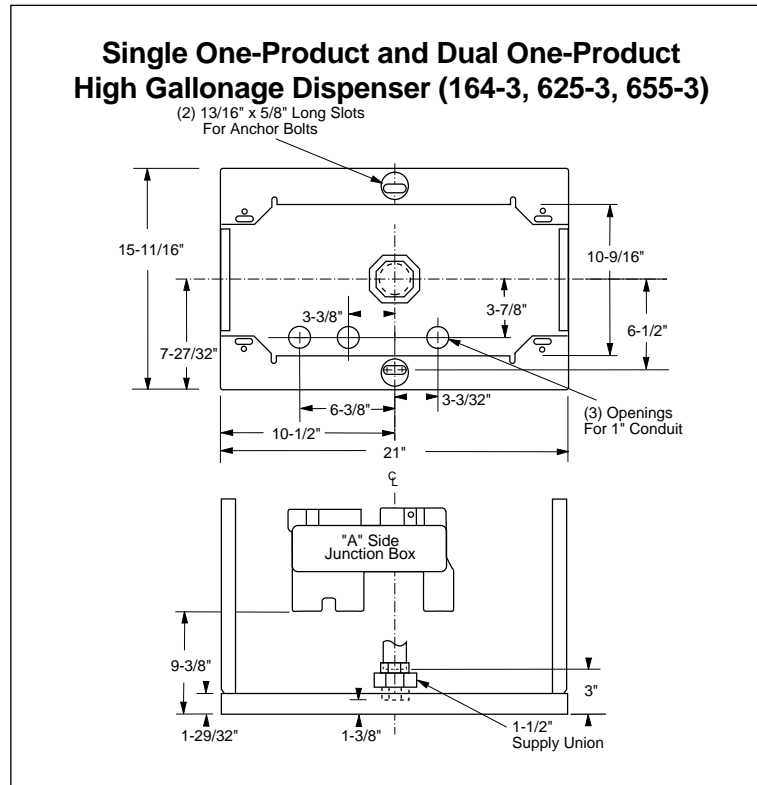
Screening Area: 5.56" H x 24.88" W

Plastic Advertising Panels
(Lighted Units Only)

Overall: 4.69" H x 24.84" W
(Total Blank Area)

Screening Area: 4.19" H x 24.44" W

Trimline® and Commercial Dispensers





Warning!



Dangerous environment.
Highly flammable and explosive fuels are present.
Failure to observe all safety precautions could result in serious injury or death.
Observe all safety precautions as outlined in Gilbarco's manuals.

Field Wiring Installation Notes

- Install a single EMERGENCY POWER CUTOFF control to remove AC power from site dispensing equipment and STP's simultaneously.
(The control is an additional safety feature, and not a substitute for NEC/NFPA30A circuit breaker requirements.)
 - Label the EMERGENCY POWER CUTOFF switch and instruct owner to keep area clear of obstacles.
- Install a system Earth Ground.
- Install power breakers to each circuit leading to the dispenser and STP or self-contained pump motors. They must be capable of simultaneously disconnecting hot and neutral conductors.
- The junction boxes only show field wiring connections . Cap all unused wires. Local and National Electrical Codes may apply.
- Use the same phase of electrical power for all dispensers.
- Use 1" rigid metallic conduit to run wires. Install per NEC for hazardous locations.
- Wires- 14AWG. Motor Wiring - min. 12AWG
System ground - wire is 12AWG.
Power loading and distance run may require larger wire size.

Note: In Canada switching neutral is contrary to the Canadian electrical code, reference part 1, rule 14-014.