
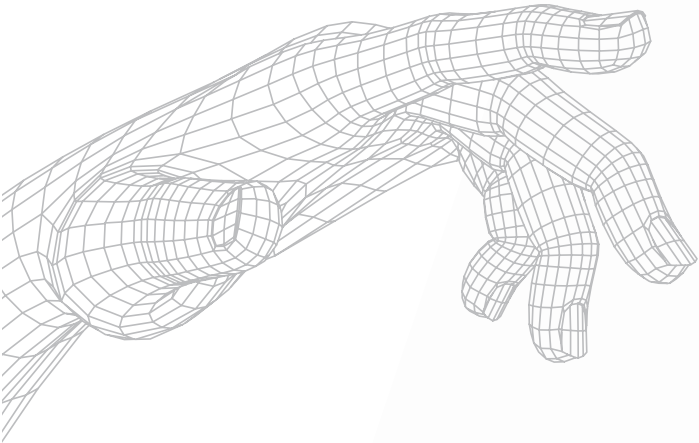


ERGO™ 75

DESIGNED FOR COMFORT. ENGINEERED FOR PERFORMANCE.



2.15
POUNDS

LIGHTEST
NOZZLE EVER
DESIGNED

7.6
PSI

HIGHEST
FLOW RATE

3M
CYCLES

PEACE
OF MIND
RELIABILITY

66%
LESS EFFORT

LOWEST
LEVER
FORCE

24
MONTH

INDUSTRY
LEADING
WARRANTY



ERGO™ 75 Nozzles

DESIGNED FOR COMFORT.

Performance in Hand.

We set out to completely reinvent the dispenser nozzle and found our inspiration in nature's perfect design – the human hand. The result is the Catlow Ergo™ 75 family of nozzles.

The Ergo™ 75 nozzle is sleek, streamlined and comfortable – it's the lightest nozzle ever designed. Purpose-built for easy one-handed operation. Built with stronger materials, tested for 3 million test cycles and offered with an industry-leading 24-month warranty.

Ergo family of nozzles support all your fueling needs, including Ethanol blends (up to E25 and E85), Biodiesel blends (up to B20) and DEF/AdBlue.

Spout Models

ER75AGA2 | UNLEADED SPOUT | *Up to 10% Ethanol Compatible*

ER75E25A2 | UNLEADED SPOUT | *Up to E25 Compatible*

ER75E85A2 | UNLEADED SPOUT | *Up to E85 Compatible*

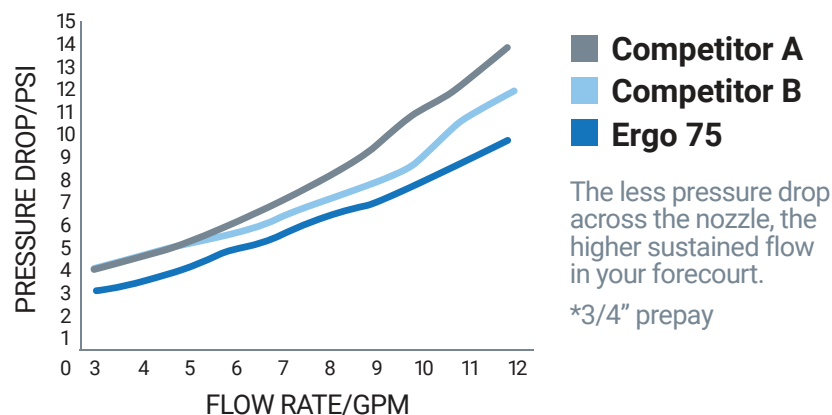
ER75ADA2 | LEADED SPOUT FOR AUTO DIESEL

ER75B20A2 | DIESEL SPOUT | *Up to B20 Compatible*

ER75DXX02 | DIESEL EXHAUST FLUID SPOUT | *DEF/AdBlue*

Performance

PRESSURE DROP vs. FLOW RATE *



ERGO™ 75 Nozzles

ENGINEERED FOR PERFORMANCE.



Breakthrough Engineering
Completely redesigned using the most modern technology

Highest Flow Rate
Increased throughput during peak periods

Increased Durability
Stronger metals and extreme temperature ready

Easiest Nozzle to Use
Designed for true one-handoperation

Features & Benefits

- Certified UL/ULC 2586 listed for gasoline, diesel and ethanol blends up to E85 and Biodiesel blends up to B20 to cover all fueling needs
- Unique attitude device (AD) provides automatic safety shut-off if spout is raised above horizontal or if the nozzle falls from the vehicle
- Reinforced stainless steel spout tip and vac-port sensing tip to increase durability and nozzle life
- Climate ready for extreme temperatures (-40°F to 125°F)
- Dual poppet for superior flow control to easily regulate low-flow and accurate gasoline dispensing
- Easy one-motion hold-open clip for a true one-handed operation by any user
- 2-piece scuff guard provides impact protection and easy in-field replacement
- Complimentary splash shield included with all nozzles
- Design working pressure: 50 PSI (3.45 bar) maximum pressure
- Available in NPT and BSPP threads
- Customer friendly and meets ADA requirements with 66% less force required to start the flow of fuel

ERGO™ 75 Nozzles

ERGO™ 75 Accessories

Scuff Guard

Available
Pantone®
Colors:



RED- 200 C



BLUE- 286 C



BLACK- BLACK C



YELLOW- 128 C



GREEN- 348 C



ORANGE- 144 C

*Other colors available upon request with minimum quantities

Splash Shields

Available
Pantone®
Colors



Replacement Spouts



*Other colors available upon request with minimum quantities

Replacement Spouts



CLS-AD | Auto Diesel Spout with Attitude Device

000-00-0 | Placeholder for Ethanol Blend Spout

000-00-0 | Placeholder for BioDiesel Spout

Breakaways



CAM TWIST Breakaway

Durable plastic covers prevent damage and dangerous corrosion and increase security. Made with permanent magnets, the Catlow® CAM TWIST is designed to easily separate and reconnect, time after time. Max separation force designed at 350 pounds, plus a 10-year service life. .

Applications: Unleaded, Diesel and Truck Diesel
CTM75 | 3/4" CAM TWIST Breakaway



Single Use Breakaway

The Catlow® In-Line breakaway is small and lightweight with minimal flow restrictions and eliminates the possibility of damage to dispenser equipment when a drive off occurs. Max separation force designed at 300 pounds.

Applications: Unleaded
C86NT | 3/4" Single-Use Breakaway

Swivels



Twister Swivel

The Catlow® Twister Swivel raises the level of swivel flexibility with two 360-degree rotating swivel planes. Special seals protect this heavy-duty swivel down to -40°F, and it is designed for blended fuels. UL Certified for gas, E25, E85, diesel and B20 biofuels.

Applications: Unleaded, Diesel and Truck Diesel
C720 3/4 | 3/4"M x 3/4" F



ILS (In-line Swivel)

The 360-degree Straight Swivel eliminates kinking and twisting of the hose which makes for easy operation for the customer and will extend hose life. The high-tech engineering and design offer a smoother flow for higher volume systems. Install either at the nozzle or the dispenser, this swivel does not affect existing hose length. Mates with all standard, diesel and high-flow bulk fueling hoses with NPT threads and 3/4 British. UL Certified for gas, diesel, B20, E25 and E85.

Applications: Unleaded, Diesel and Truck Diesel
ILS-M75 | M34 X 3/4"F NPT Ergo75 Gas and Diesel integrated in-line swivel
ILSM75F | 3/4"M x 3/4"F Ergo75 integrated in-line swivel. 360 degrees of swivel rotation designed for Ergo E25 and E85 nozzles.

Swivel/Breakaway



In-line Swivel/Breakaway

The ISBA is an integrated inline swivel and reconnectable breakaway in one unit, and saves on installation costs of separate swivel and breakaway. Allows 360-degree nozzle rotation for easy handling when fueling, and the dual poppet design stops fuel spills from both the hose and nozzle sides when separation occurs. 30-degree separation angle for clean and reliable separation. Compatible with DEF.

Applications: Unleaded, Diesel, Truck Diesel, Ethanol, DEF
ISBA-E25 | ERGO 3/4" in-line swivel/breakaway compatible with Gas (Ethanol up to E25), Diesel (Biodiesel up to B20)
ISBA-DEF | DEF in-line swivel breakaway

Founded in 1974,

Catlow has become a leading manufacturer of petroleum dispensing equipment serving the global market.

The company's product line consists of the highest quality and engineered gasoline, diesel and vapor recovery hanging hardware on the market. Catlow's products meet or exceed UL industry standards. All of our products come with alternative fuel blend compatibility up to E85 and B20, including diesel exhaust fluid.

To meet the needs of the ever-changing petroleum market, Catlow places an intentional focus on research and development. Catlow is committed to producing high quality, innovative products that exceed the performance desired by our customers and are backed by world-class service and support.