

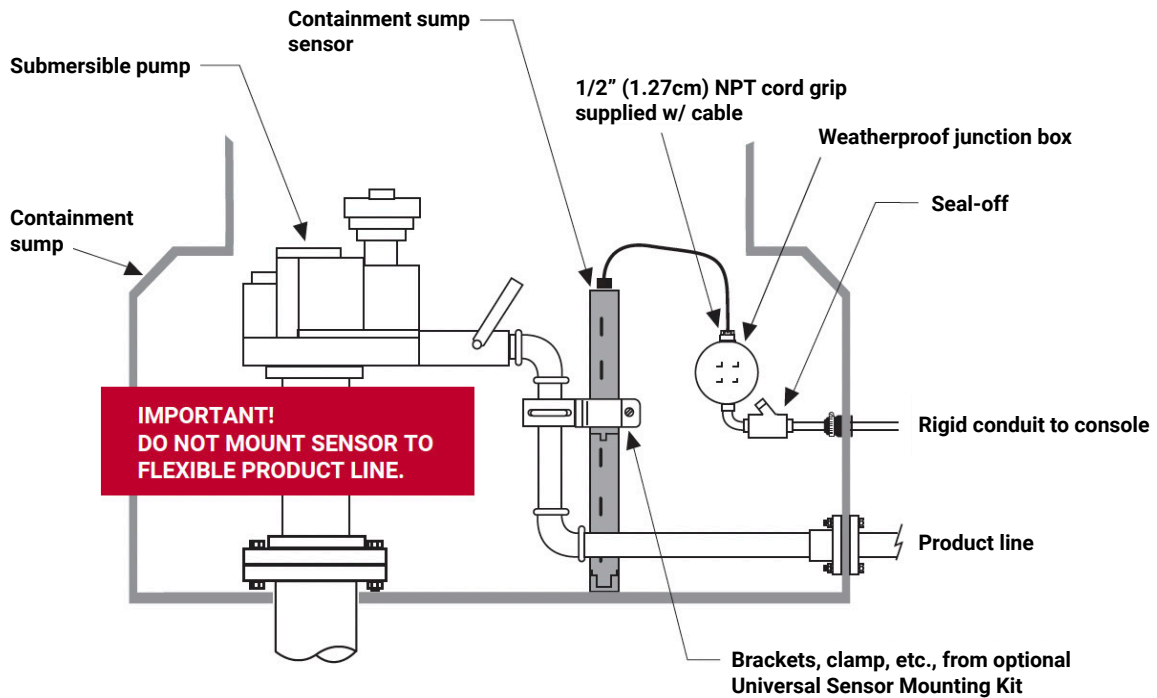


<b>Sensor Description</b>	<b>Solid-State – Non-Discriminating Containment Sump Sensor Specifications</b>		This Solid-State, Non-Discriminating Sensor is installed typically in a containment sump area to detect the presence of a liquid. Its optical liquid level technology requires no moving parts, allowing it to operate in sub-zero temperatures.			
<b>Part Number</b>	<b>0794380-351</b>					
<b>Category</b>	<input type="checkbox"/> Discriminating <input checked="" type="checkbox"/> Non-Discriminating <input type="checkbox"/> Position Sensitive		<input type="checkbox"/> Level Sensing <input type="checkbox"/> Static Testing <input type="checkbox"/> Hydrostatic		 	
<b>Fuel Compatibility</b>	<input checked="" type="checkbox"/> Gas <input checked="" type="checkbox"/> Diesel <input checked="" type="checkbox"/> Kerosene <input checked="" type="checkbox"/> Jet Fuel <input checked="" type="checkbox"/> Aviation Gas		<input checked="" type="checkbox"/> E-15 <input checked="" type="checkbox"/> E-85 <sup>1</sup> <input type="checkbox"/> E-100 <input checked="" type="checkbox"/> Bio-Diesel 20 <input checked="" type="checkbox"/> Bio-Diesel 100			
<b>Console Compatibility</b>	<b>Recommended Min. Console Software</b>	<b>Sensor Interface Modules</b>				
		<b>Module Part #</b>	<b>Module Description</b>	<b># of Modules per Console</b>	<b># of Sensor Inputs per Module</b>	<b>Availability</b>
TLS-450PLUS (8600 Series)	6.A or Higher	0332812-001	Universal Sensor Module (USM)	Up to 4– TLS-4xx Up to 8 – TLS-4xx w/ opt. TLS-XB	16	Sold Separately
TLS-450	4.A or Higher					
TLS4 (8601 Series)	6.A or Higher	0330020-750	Universal Sensor Input/Output Module (USIOM-AC)	1	12	Included
TLS4i (8601 Series)						
TLS4B (8601 Series)		0330020-751			6	
TLS4c (8601 Series)						
TLS-350/R/PLUS	124/324 or Higher	0329956-001	Type A Sensor Interface Module	Up to 8	8	Sold Separately
<b>Alarm Notification</b>	Normal	Sensor in Normal State – No liquid detected				
	Fuel Alarm	Liquid detected – Approx. 1.0" (2.54cm)				
	Sensor Out	Sensor not communicating to ATG/Console				
<b>Installation Kit</b>	0330020-012	Universal Sensor Mounting Kit (Sold Separately)				
<b>Specifications</b>						
Operating Principle	Optical – Looking at phase changes in the light beams by causing them to interact or interfere with one another					
Product Activation Height	Fuel or Water – Approx. 1" (2.54cm)					
Operating Temperature	-40°F to +122°F (-40°C to +50°C)					
Dimensions	22.1" (56.1cm) high, 2.2" (5.6cm) diameter					
Miscellaneous/Notes	Standard Cable Length: 12' (3.66m)					
Third Party Evaluation Links	<a href="#">TLS-350/TLS-450 Series Consoles</a> <a href="#">TLS4 (8601 Series) Consoles</a>					
Product Link	<a href="#">Solid-State Non-Discriminating Containment Sump Sensor</a>					
Warranty with System	1 Year Parts & Labor					
Warranty (When purchased separately)	1 Year Parts Only					

**Where Used (Typical)**

- |   |   |
|---|---|
| <input type="checkbox"/> Dispenser Pan                | <input type="checkbox"/> Annular Space            |
| <input checked="" type="checkbox"/> Spill Containment | <input type="checkbox"/> Monitoring Well          |
| <input checked="" type="checkbox"/> STP Sump          | <input type="checkbox"/> Oil/Water Separator Tank |
| <input type="checkbox"/> Convault Tank                |   |

**Example Installation**



# Notice

---

Veeder-Root makes no warranty of any kind with regard to this publication, including, but not limited to, the implied warranties of merchantability and fitness for a particular purpose.

**Veeder-Root shall not be liable for errors contained herein or for incidental or consequential damages in connection with the furnishing, performance, or use of this publication.**

Veeder-Root reserves the right to change system options or features, or the information contained in this publication.

This publication contains proprietary information which is protected by copyright. All rights reserved. No part of this publication may be photocopied, reproduced, or translated to another language without the prior written consent of Veeder-Root.

## Example Illustrations

Illustrations used in this guide for example sensor installations may contain components that are customer supplied and not included with the sensor. Please check with your Veeder-Root Distributor for recommended installation accessories.

## Third Party Evaluations

Third party evaluations of the Veeder-Root sensors contained in this application guide can be found under the Veeder-Root vendor name on the National Work Group on Leak Detection Evaluations (NWGLDE) website: <http://www.nwglde.org>