

Parts List


Technical Manual
8-018
Issued: 2/98
Supersedes: 9/95
Rev. C

251293

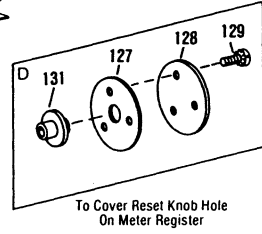
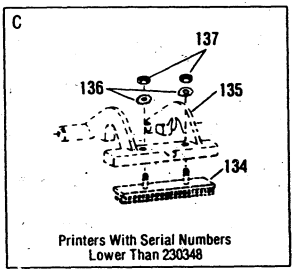
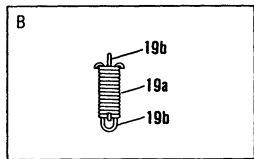
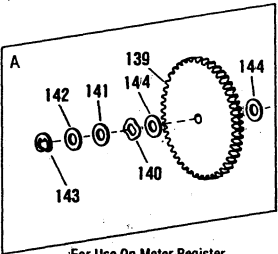
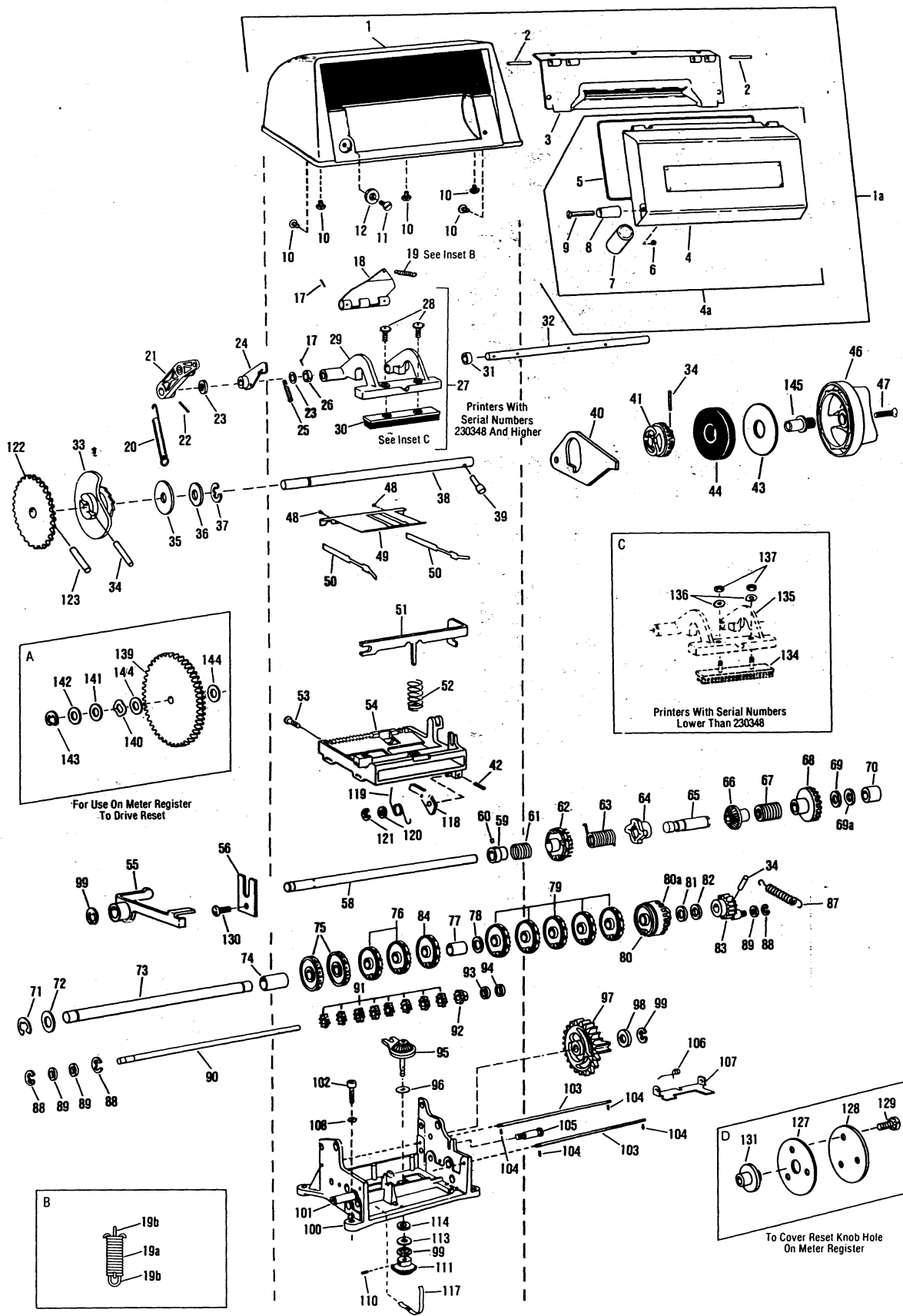
METER PRINTER

ZERO START
(RESET)
TYPE

SERIES
788810



VEEDER-ROOT 
Petroleum Products



Printers With Serial Numbers 230348 And Higher See Inset C

Meter Duplicator
Zero Start (Reset) Type

ITEM NO.	PART NO.	PART NAME	QUANTITY PER UNIT
1	80548-1-011	Cover Housing-Self Closing (Rt. Hand)	1
	80548-4-020	Cover Housing-Self Closing (Lft. Hand)	1
1a	80601-1-018	Cover Ass'bly-Self Closing (Rt. Hand) (Items 1-12 Inclusive)	1
	80601-4-030	Cover Ass'bly-Self Closing (Lft. Hand) (Items 1-12 Inclusive)	1
	See NOTE 3		
2	14154-510	Pin	2
3	80549-1-010	Ticket Guide	1
4	80603-1-010	Ticket Cover	1
4a	80444-1-008	Ticket Cover Assembly (Items 4a, 5, 6, 7 inclusive)	1
5	80395-030	Gasket	1
6	502241-001	Set Screw (#8-32 x 3/16")	1
7	80396-005	Magnet	1
8	80242-005	Knob	1
9	502259-003	Screw (#8-32 x 1")	1
10	510500-116	Screw (#5-40 x 7/32")	5
11	501513-009	Screw (#5-40 x 3/8")	1
12	80446-005	Magnet Plate	1
13	Not Used		
14	Not Used		
15	Not Used		
16	Not Used		
17	510163-001	Groove Pin (3/32" x 1/2")	3
18	32636-025	Rebound Plate	1
19a	310325-334	Spring-Compression	1
19b	328158-001	Spring-Loop	2
20	14427-790	Printing Arm Lever Spring	1
21	6327582-001	Printing Arm	1
22	510125-001	Groove Pin (3/32" x 11/16")	1
23	11071-299	Washer	As Req'd.
24	323992-001	Pawl Group	1
25	51488-011	No-Back Pawl Spring	1
26	874201-114	Collar	1
27	632629-24-338	Printing Arm (Includes 28, 29, 30)	1
28	511850-179	Screw #10-32	2
29	328044-001	Printing Arm	1
30	313500-031	Printing Arm Cushion	1
31	884009-026	Spacer	1
32	32774-011	Shaft	1
33	320591-001	Cam Group, Printing Arm	1
34	512900-239	Spiral Pin	3
35	33753-040	Washer .020"	1
36	11071-150	Washer	As Req'd.
37	511816-001	Ring Retaining	1
38	324723-001	Shaft - Knob (Right Hand)	1
	326157-001	Shaft - Knob (Left Hand)	1
39	41603-148	Stud	1
40	320519-001	Lever Tray, Actuating	1
41	320518-001	Gear Driver	1
42	501700-132	Screw, Set	1
43	74800-181	Washer	1
44	74800-125	Rubber Washer	1
45	Not Used		
46	324757-001	Knob (Left or Right)	1
47	502300-108	Flat Head Screw (8-36 x 2 1/4")	1
	502300-109	Flat Head Screw (8-36 x 1 3/4") (For Left Reset)	1
48	510500-431	Screw (4-40 x 1/4")	2
49	32729-121	Sales Slip Shield	1
50	313705-010	Ticket Guides	2
51	320520-001	Lever Seal	1
52	310325-305	Spring	1
53	510904-509	Screw (6-32 x 7/8")	1
54	323858-001	Tray Group (Includes 42, 48, 49, 50, 53, 118, 119, 120 & 121)	1
55	313420-012	Lever Group	1
56	325309-001	Clamp	1
58	320596-002	Shaft Clutch	1
59	313422-010	Retainer	1
60	501558-001	Set Screw	1
61	310340-320	Spring Clutch	1
62	323519-001	Disc, Transfer	1
63	310340-588	Spring Clutch	1
64	323518-001	Clutch Detent	1
65	313421-023	Driver	1
66	320610-001	Gear, Bevel	1
67	310340-494	Spring Clutch	1
68	320515-001	Gear, Clutch	1

NOTE 3: Sheet Metal Cover design no longer available, use Self-Closing design.

ITEM NO.	PART NO.	PART NAME	QUANTITY PER UNIT
69	11071-205	Washer (0.005")	As Req'd.
69a	11071-146	Washer	As Req'd.
70	14614-116	Spacer	1
71	511802-001	Retaining Ring	1
72	885005-281	Washer	1
73	320571-003	Shaft, Reset (See Note 2)	1
74	884007-410	Spacer	1
75	317897-001	Wheel, Identifier	2
76	32838-215	Wheel, Printing	2
77	32848-050	Spacer	1
78	11071-199	Washer, 0.045"	As Req'd.
	74800-232	Washer, 0.015"	As Req'd.
	74800-161	Washer, 0.005"	As Req'd.
	74800-385	Washer, 0.010"	As Req'd.
79	320511-001	Wheel Group, Print	5
80	320511-002	Wheel Group, Print (0 — 9)	1
	320511-006	Wheel Group, Print (0 — 9)	1
80a	320513-001	Gear Drive	1
81	11071-199	Washer, 0.045"	1
82	74800-232	Washer, 0.015"	1
83	321056-001	Gear Group (White Color)	1
84	322825-002	Wheel, Print	2
85	Not Used		
86	Not Used		
87	310300-311	Spring	1
88	511807-001	Retaining Ring	3
89	11071-321	Washer	As Req'd.
90	320614-001	Shaft, Pinion	1
91	32812-160	Transfer Pinion	8
92	32812-150	Pinion, Drive	1
93	884009-144	Spacer	1
94	885005-640	Washer, 0.015"	As Req'd.
95	51429-011	Clutch Group Drive	1
96	74800-62-165	Washer	1
97	320535-001	Gear (Red Color)	1
98	11071-146	Washer	1
99	511810-001	Retaining Ring	3
100	321057-001	Frame Group (Includes 101 & 117)	1
101	32839-040	Print Arm Spring Pin	1
102	503641-005	Screw 1/4-28 x 3/4"	4
103	321055-001	Rod Tray Support	2
104	33834-011	Clip	4
105	877040-636	Stud	1
106	310340-301	Spring Detent	1
107	313412-011	Detent	1
108	510003-006	Lock Washer	4
109	Not Used		
110	502225-001	Set Screw, 8-32 x 1/4"	1
111	70822-010	Bevel Gear	1
113	11071-146	Washer	As Req'd.
114	11071-205	Washer, 0.005"	As Req'd.
117	310340-478	Detent	1
118	320516-001	Pawl, Wheel Aligning	1
119	310340-568	Spring, Wheel Aligning Pawl	1
120	11071-227	Washer	1
121	511809-001	Ring, Retaining	1
122	403071-352	Gear	1
123	510187-001	Pin, Groove	1
124	Not Used		
125	Not Used		
126	Not Used		
127	76124-1-005	Gasket	1
128	324718-001	Cover-Side, Register	1
129	510500-456	Screw	3
130	510500-431	Screw #4-40 x 1/4"	1
131	325894-001	Security Plug	1
132	Not Used		
133	Not Used		
134	See NOTE 1	Printing Arm Cushion	1
135	See NOTE 1	Printing Arm	1
136	510002-001	Lock Washer	2
137	511013-002	Nut-Hexagon	2
138	Not Used		
139	403071-420	Gear, Idler	1
140	885005-937	Washer-Wave Spring	1
141	885005-789	Washer	As Req'd.
142	885005-791	Washer	As Req'd.
143	511800-106	Retaining Ring	1
144	885005-791	Washer	2
145	328741-001	Shaft - Right Reset	1
	328741-002	Shaft - Left Reset	1

NOTE 1: Part no longer available, replace with Item No. 27 -G32629-24-338.

NOTE 2: This shaft must be used with a white gear det. 83.



6th Avenue at Burns Crossing, P.O. Box 1673, Altoona, PA 16603-1673 Phone (814) 695-4476, or (800) 873-3313, Fax (814) 695-7605, or (800) 234-5350

BRAZIL: Sao Paulo • CANADA: Mississauga, Ontario • ENGLAND: Richmond Surrey • FRANCE: Aulnay-Sous-Bois • GERMANY: Aldingen • SINGAPORE: Singapore