

VR 10 INSTRUCTIONS

DIRECTIONS FOR PRICE SETTING

FROM \$.000 TO \$.999 (1/10¢ PRICE INCREMENT)

- 1) POSITION AND FULLY ENGAGE RANGE ARMS AS REQUIRED. SEE FIGURE 1.
- 2) DOLLAR SHIFT LEVER SET IN "CENTRAL" POSITION. SEE FIGURE 2.
- 3) THE PRICE RANGE SHIFT LEVER IN THE "L" POSITION. SEE FIGURE 3.
- 4) DOLLAR DRIVE SHAFT VERTICAL PIN REMAINS IN PLACE. SEE FIGURE 4.
- 5) COLOR CODED IDLER GEARS NOT ENGAGED. SEE FIGURE 5.
- 6) DOLLAR PRICE POSTING WHEEL IN "BLANK" POSITION. ACCOMPLISHED BY STEP 2.

FROM \$1.000 TO \$1.999 (1/10¢ PRICE INCREMENT)

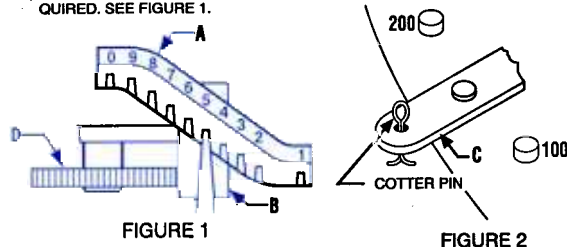
- 1) POSITION AND FULLY ENGAGE RANGE ARMS AS REQUIRED. SEE FIGURE 1.
- 2) DOLLAR SHIFT LEVER SET IN "100" POSITION. SEE FIGURE 2.
- 3) THE PRICE RANGE SHIFT LEVER IN THE "L" POSITION. SEE FIGURE 3.
- 4) DOLLAR DRIVE SHAFT VERTICAL PIN REMAINS IN PLACE. SEE FIGURE 4.
- 5) COLOR CODED IDLER GEARS NOT ENGAGED. SEE FIGURE 5.
- 6) DOLLAR PRICE POSTING WHEEL IN "1" POSITION. ACCOMPLISHED BY STEP 2.

FROM \$2.000 TO \$2.999 (1/10¢ PRICE INCREMENT)

- 1) POSITION AND FULLY ENGAGE RANGE ARMS AS REQUIRED. SEE FIGURE 1.
- 2) DOLLAR SHIFT LEVER SET IN "200" POSITION. SEE FIGURE 2.
- 3) THE PRICE RANGE SHIFT LEVER IN THE "L" POSITION. SEE FIGURE 3.
- 4) DOLLAR DRIVE SHAFT VERTICAL PIN REMAINS IN PLACE. SEE FIGURE 4.
- 5) COLOR CODED IDLER GEARS NOT ENGAGED. SEE FIGURE 5.
- 6) DOLLAR PRICE POSTING WHEEL IN "2" POSITION. ACCOMPLISHED BY STEP 2.

FROM \$3.000 TO \$3.999 (1/10¢ PRICE INCREMENT)

- 1) POSITION AND FULLY ENGAGE RANGE ARMS AS REQUIRED. SEE FIGURE 1.



2) DOLLAR SHIFT LEVER SET IN "200" POSITION. SEE FIGURE 2.

3) THE PRICE RANGE SHIFT LEVER IN THE "L" POSITION. SEE FIGURE 3.

4) DOLLAR DRIVE SHAFT VERTICAL PIN REMOVED. SEE FIGURE 4.

5) WHITE COLOR CODED GEAR ENGAGED. SEE FIGURE 6.

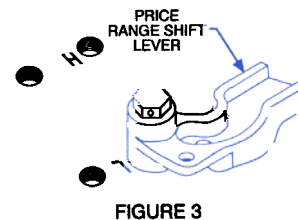
6) DOLLAR PRICE POSTING WHEEL IN "3" POSITION.

FROM \$4.000 TO \$4.999 (1/10¢ PRICE INCREMENT)

1) POSITION AND FULLY ENGAGE RANGE ARMS AS REQUIRED.

2) DOLLAR SHIFT LEVER SET IN "200" POSITION. SEE FIGURE 2.

3) THE PRICE RANGE SHIFT LEVER IN THE "L" POSITION. SEE FIGURE 3.



4) DOLLAR DRIVE SHAFT VERTICAL PIN REMOVED. SEE FIGURE 4.

5) RED COLOR CODED GEAR ENGAGED. SEE FIGURE 7.

6) DOLLAR PRICE POSTING WHEEL IN "4" POSITION.

FROM \$5.000 TO \$5.999 (1/10¢ PRICE INCREMENT)

1) POSITION AND FULLY ENGAGE RANGE ARMS AS REQUIRED.

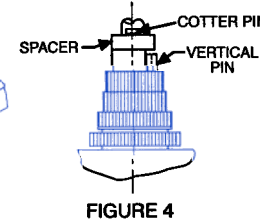
2) DOLLAR SHIFT LEVER SET IN "200" POSITION. SEE FIGURE 2.

3) THE PRICE RANGE SHIFT LEVER IN THE "L" POSITION. SEE FIGURE 3.

4) DOLLAR DRIVE SHAFT VERTICAL PIN REMOVED. SEE FIGURE 4.

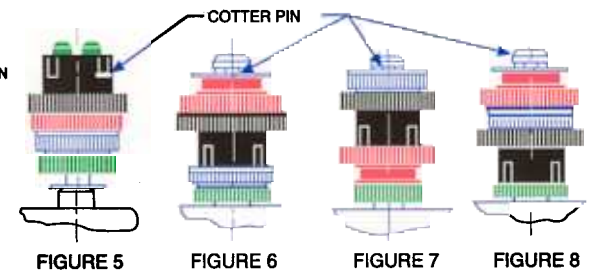
5) BLACK COLOR CODED GEAR ENGAGED. SEE FIGURE 8.

6) DOLLAR PRICE POSTING WHEEL IN "5" POSITION.



FROM \$0.00 TO \$9.99 (1 CENT PRICE INCREMENTS)

- 1) POSITION AND FULLY ENGAGE RANGE ARMS AS REQUIRED. SEE FIGURE 1.
- 2) SHIFT LEVER SET IN "CENTRAL" POSITION. SEE FIGURE 2.
- 3) THE PRICE RANGE SHIFT LEVER IN THE "H" POSITION. SEE FIGURE 3.
- 4) DOLLAR DRIVE SHAFT VERTICAL PIN PUT BACK IN PLACE. SEE FIGURE 4.
- 5) COLOR CODED GEARS NOT ENGAGED. SEE FIGURE 5.
- 6) DOLLAR PRICE POSTING WHEEL IN "BLANK" POSITION. ACCOMPLISHED BY STEP 2.

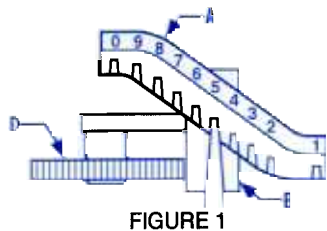


VR 10/4 INSTRUCTIONS

DIRECTIONS FOR PRICE SETTING

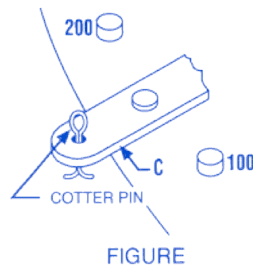
FROM \$.000 TO \$.999 (1/10¢ PRICE INCREMENT)

- 1) POSITION AND FULLY ENGAGE RANGE ARMS AS REQUIRED. SEE FIGURE 1.
- 2) DOLLAR SHIFT LEVER SET IN "CENTRAL" POSITION. SEE FIGURE 2.
- 3) THE PRICE RANGE SHIFT LEVER IN THE "H" POSITION. SEE FIGURE 3.
- 4) DOLLAR DRIVE SHAFT VERTICAL PIN REMAINS IN PLACE. SEE FIGURE 4.
- 5) COLOR CODED IDLER GEARS NOT ENGAGED. SEE FIGURE 5.
- 6) DOLLAR PRICE POSTING WHEEL IN "BLANK" POSITION.



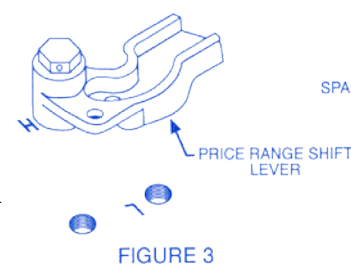
FROM \$1.000 TO \$1.999 (1/10¢ PRICE INCREMENT)

- 1) POSITION AND FULLY ENGAGE RANGE ARMS AS REQUIRED. SEE FIGURE 1.
- 2) DOLLAR SHIFT LEVER SET IN "100" POSITION. SEE FIGURE 2.
- 3) THE PRICE RANGE SHIFT LEVER IN THE "H" POSITION. SEE FIGURE 3.
- 4) DOLLAR DRIVE SHAFT VERTICAL PIN REMAINS IN PLACE. SEE FIGURE 4.
- 5) COLOR CODED IDLER GEARS NOT ENGAGED. SEE FIGURE 5.
- 6) DOLLAR PRICE POSTING WHEEL IN "1" POSITION.



FROM \$2.000 TO \$2.999 (1/10¢ PRICE INCREMENT)

- 1) POSITION AND FULLY ENGAGE RANGE ARMS AS REQUIRED. SEE FIGURE 1.
- 2) DOLLAR SHIFT LEVER SET IN "200" POSITION. SEE FIGURE 2.
- 3) THE PRICE RANGE SHIFT LEVER IN THE "H" POSITION. SEE FIGURE 3.
- 4) DOLLAR DRIVE SHAFT VERTICAL PIN REMAINS IN PLACE. SEE FIGURE 4.
- 5) COLOR CODED IDLER GEARS NOT ENGAGED. SEE FIGURE 5.
- 6) DOLLAR PRICE POSTING WHEEL IN "2" POSITION.



FROM \$3.000 TO \$3.999 (1/10¢ PRICE INCREMENT)

- 1) POSITION AND FULLY ENGAGE RANGE ARMS AS REQUIRED. SEE FIGURE 1.
- 2) DOLLAR SHIFT LEVER SET IN "200" POSITION. SEE FIGURE 2.
- 3) THE PRICE RANGE SHIFT LEVER IN THE "H" POSITION. SEE FIGURE 3.
- 4) DOLLAR DRIVE SHAFT VERTICAL PIN REMOVED. SEE FIGURE 4.
- 5) WHITE COLOR CODED GEAR ENGAGED. SEE FIGURE 6.
- 6) DOLLAR PRICE POSTING WHEEL IN "3" POSITION.

