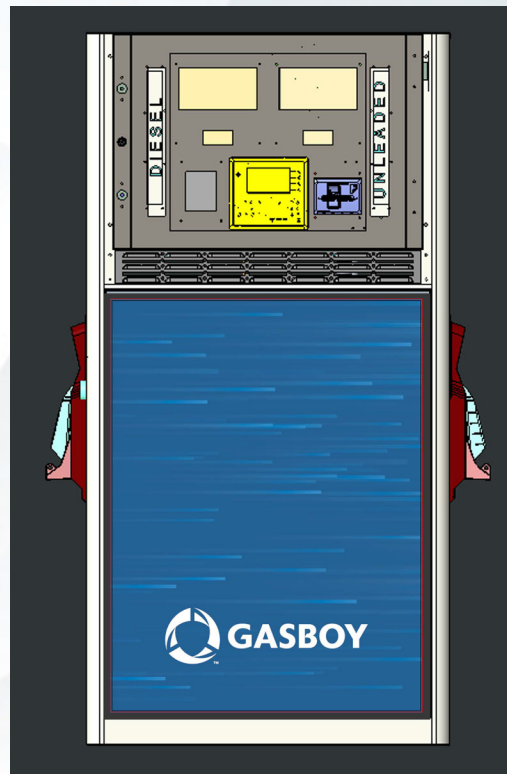


# AtlasX

## Best In Class Fleet Fuel Dispensers

Gasboy AtlasX is the industry's leading range of pump and dispenser models, with features and options designed specifically to meet the unique needs of fleet operators. The Gasboy AtlasX series is rugged, durable, reliable and perfectly suited for the tough fleet fueling environment.


The AtlasX electronic and mechanical choices are fit for unattended applications. High flow and Ultra High models provide fast fueling for large vehicles. Satellite dispensers allow simultaneous fueling of saddle tanks to reduce fueling time.



Aluminum frame and panels with rounded corners: longer durability. Stainless Steel Option.



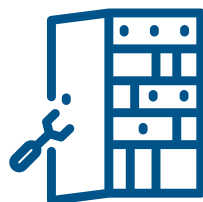
V10 meters: More resistant to chemical & physical contamination  
E25 & B20 Rated  
Electronic Calibration



Easy access to internal components: speed for maintenance Removable panels of 4 sides – hydraulics  
Hinged bezel door



Large Money/Volume LED displays  
Error Code Display  
Satellite Indicator Lamp  
AtlasX Prime integrated fleet management option in the dispenser – side & front load



Electronics Hinged Bezel for ease of access to electronics inside and mounted on door.  
Eliminates need to fully remove bezel



Remote Software and Error Code Management  
Fault Messages Indication  
Standard Two-Wire Protocol;  
Optional Pulse Output

# ATLASX MODELS

## GASBOY MODELS

Model Number	Description	Type	Hoses	Products	Register	Flow Rating
<b>9153G</b>						
9153G	Hi-flow Single Pump	Pump	1	1	Mech	22 gpm
9153GTW1M	Hi-flow Twin 1 Pump	Pump	2	1	Mech	22 gpm
9153GTW2	Hi-flow Twin 2 Pump	Pump	2	2	Mech	22 gpm
9153GX	Hi-flow Twin Singel Dispenser	Dispenser	1	1	Mech	22 gpm
9153GTW1	Hi-flow Twin 1 Dispenser	Dispenser	2	1	Mech	22 gpm
9153GXTW2	Hi-flow Twin 2 Dispenser	Dispenser	2	2	Mech	22 gpm
<b>9853G</b>						
9853G	Hi-flow Single Pump	Pump	1	1	Elec	22 gpm
9853GW1M	Hi-flow Twin 1 Pump	Pump	2	1	Elec	22 gpm
9853GTW2	Hi-flow Twin 2 Pump	Pump	2	2	Elec	22 gpm
9853GX	Hi-flow Single Dispenser	Dispenser	1	1	Elec	22 gpm
9853GXTW1	Hi-flow Twin 1 Dispenser	Dispenser	2	1	Elec	22 gpm
9853GXTW2	Hi-flow Twin 2 Dispenser	Dispenser	2	2	Elec	22 gpm

Model Number	Description	Type	Hoses	Products	Register	Flow Rating
<b>9850G</b>						
<b>9850G</b>	Ultra-hi Flow Single Pump	Pump	1	1	Elec	50 gpm
<b>9850GTW3</b>	Ultra-hi Flow Combo Pump	Pump Combo	2	1	Elec	50 gpm
<b>9850GX</b>	Ultra-hi Flow Single Dispenser	Dispenser	1	1	Elec	50 gpm
<b>9850GXTW1</b>	Ultra-hi Flow Twin 1 Dispenser	Dispenser	2	1	Elec	50 gpm
<b>9850GXTW2</b>	Ultra-hi Flow Twin 2 Dispenser	Dispenser	2	2	Elec	50 gpm
<b>9850GXTW3</b>	Ultra-hi Flow Combo Dispenser	Disp. Combo	2	1	Elec	50 gpm
<b>9862G</b>						
<b>9862GX-Z</b>	Hi-flow Single Pump	Dispenser	1	1	Elec	
<b>9862GX-WW</b>	Hi-flow Twin 1 Pump	Dispenser	1	1	Elec	
<b>9862GX-ZWW</b>	Hi-flow Twin 2 Pump	Dispenser	1	1	Elec	
<b>9216G</b>						
<b>9216G</b>	Satellite	Satellite	1	1	None	