

# GILBARCO VEEDER-ROOT TECHNICAL TRAINING COURSE CATALOG 2024

v4



# Table of Contents

## GENERAL COURSES (INFORMATIONAL & PREREQUISITES)

### TABLE OF CONTENTS

MAIN CERTIFICATION PATHS FOR NEW TECHNICIANS .....	6
API CERTIFICATION COURSE (U.S. ONLY) .....	8
POST CERTIFICATION COURSE (CANADA ONLY).....	10

## FORECOURT (ENCORE)

SABA USER TRAINING .....	11
ALPHANUMERIC KEYPAD .....	13
DISPENSING SYSTEMS CERTIFICATION COURSE .....	14
DISPENSING SYSTEMS CERTIFICATION PRE-COURSE .....	16
DISPENSER TECHNICIAN RECERTIFICATION - U.S.....	18
ENCORE 900 COURSE .....	20
ENCORE EXPERIENCE .....	21
FLEX FUEL BLENDERS .....	22
FLEXPAY IV WITH OMNIA .....	23
GILBARCO P2PE INSTALLATION COURSE.....	24
HYBRID CARD READER S (HCRS) .....	25
MURPHY DOOR DETECTION .....	26
NF SERIES BLENDERS .....	27
PAM 5000 PUMP ACCESS.....	28
SMARTCRIND .....	29
SMARTCRIND RECERTIFICATION .....	30
UX410 TRAINING COURSE .....	31

## GASBOY

GASBOY ATLAS DISPENSER TRAINING .....	33
GASBOY ISLANDER PRIME INSTRUCTOR-LED COURSE .....	34
GASBOY ISLANDER PRIME PRE-COURSE .....	35
GASBOY ISLANDER PRIME RECERTIFICATION .....	36

# Table of Contents

## INSITE 360

INSITE360 ENCORE REMOTE MANAGEMENT .....	38
INSITE360 PASSPORT TECHNICIAN TRAINING.....	39

## PASSPORT (POS)

PASSPORT COMMANDER.....	41
PASSPORT EXPRESS LANE SELF-CHECKOUT.....	42
PASSPORT INSTRUCTOR-LED COURSE .....	43
PASSPORT POS PRE-COURSE.....	45
PASSPORT TECHNICIAN RECERTIFICATION .....	47
PASSPORT V20.0X .....	48
SECURE ZONE ROUTER.....	49
RED JACKET CONTROL BOXES.....	54
RED JACKET DEF PUMP .....	55

## RED JACKET

RED JACKET LINE LEAK DETECTOR RECERTIFICATION .....	56
RED JACKET MECHANICAL LINE LEAK DETECTORS .....	57
RED JACKET INSTALLER CERTIFICATION .....	58
RED JACKET PRODUCTS RECERTIFICATION.....	59
ATG OPERABILITY TESTING CERTIFICATION .....	61
OPERABILITY TESTING	

# Table of Contents

## VEEDER-ROOT

FOR ATG CERTIFIED TECHNICIANS .....	62
VEEDERTEC ATG INSTALLER .....	63
VEEDERTEC ATG TECHNICIAN CERTIFICATION .....	64
VEEDERTEC HYDRX INSTALL AND SERVICE .....	65
VEEDERTEC TLS-450 TO 450PLUS MIGRATION .....	66
VEEDERTEC: UPGRADING A TLS-350 TO A TLS-450PLUS .....	67
VEEDER-ROOT ATG CERTIFICATION .....	68
VEEDER-ROOT ATG RECERTIFICATION .....	70
VEEDER-ROOT VAPOR PRODUCTS .....	72
TLS-450 PLUS ENHANCED VAPOR RECOVERY ISD/PMC SYSTEM .....	74

## TRAINING FOR CANADA REGION

CANADIAN DISPENSING SYSTEMS .....	76
CERTIFICATION COURSE .....	76
CANADIAN DISPENSING SYSTEMS PRE-COURSE .....	78
CANADIAN FLEXPAY IV PRE-COURSE .....	80
FLEXPAY IV INSTRUCTOR-LED TRAINING - CANADA .....	81
GVR CANADIAN DISPENSER RECERTIFICATION.....	83

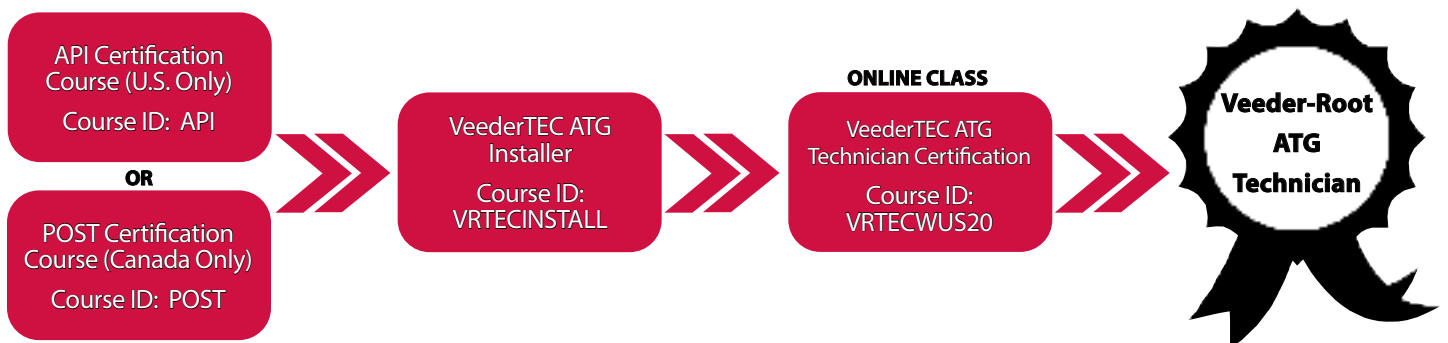
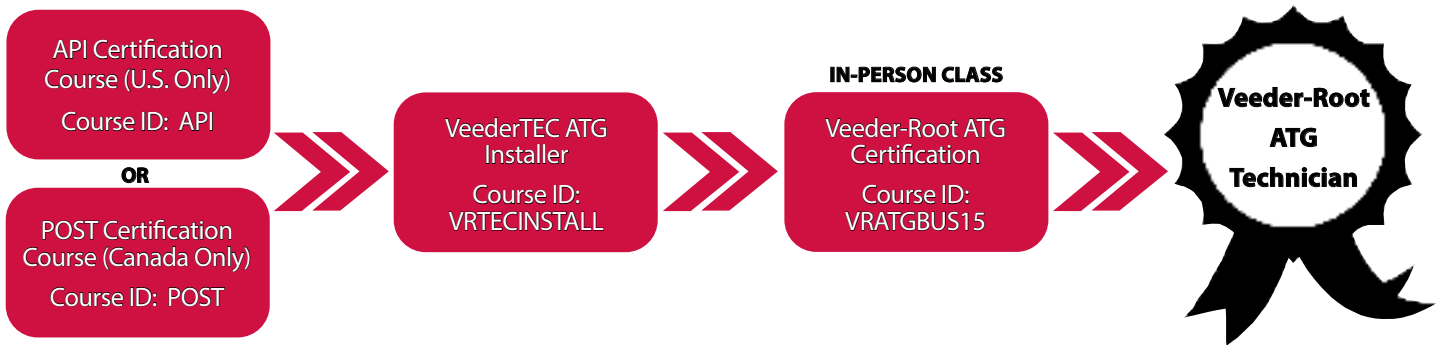
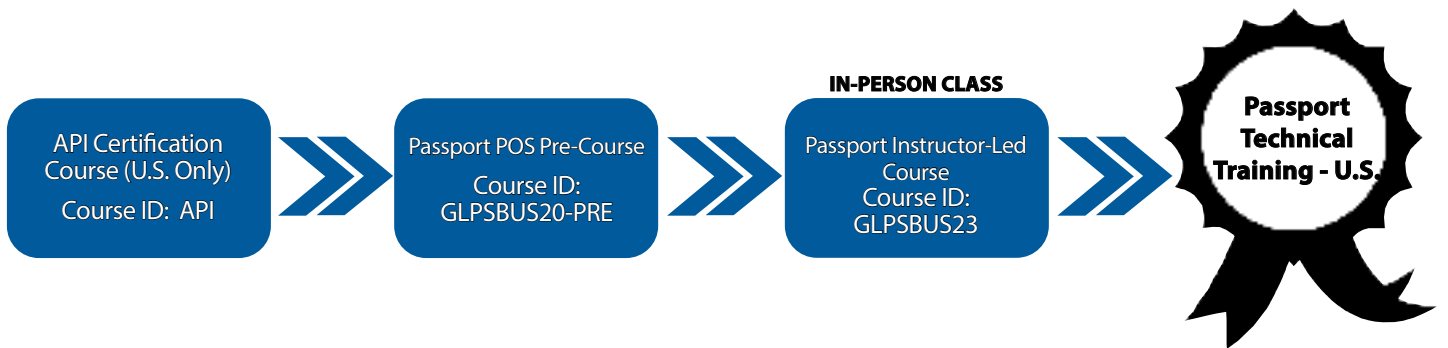
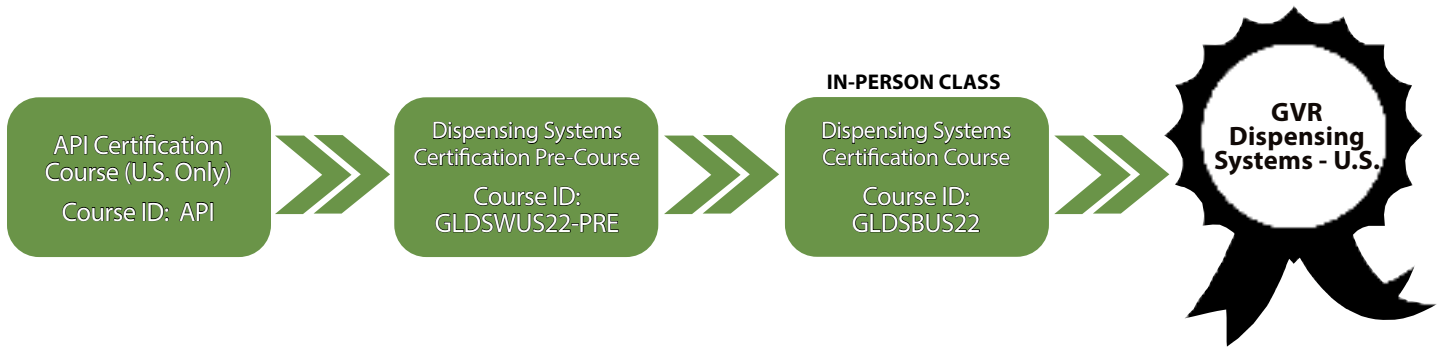
## OTHER/MISCELLANEOUS

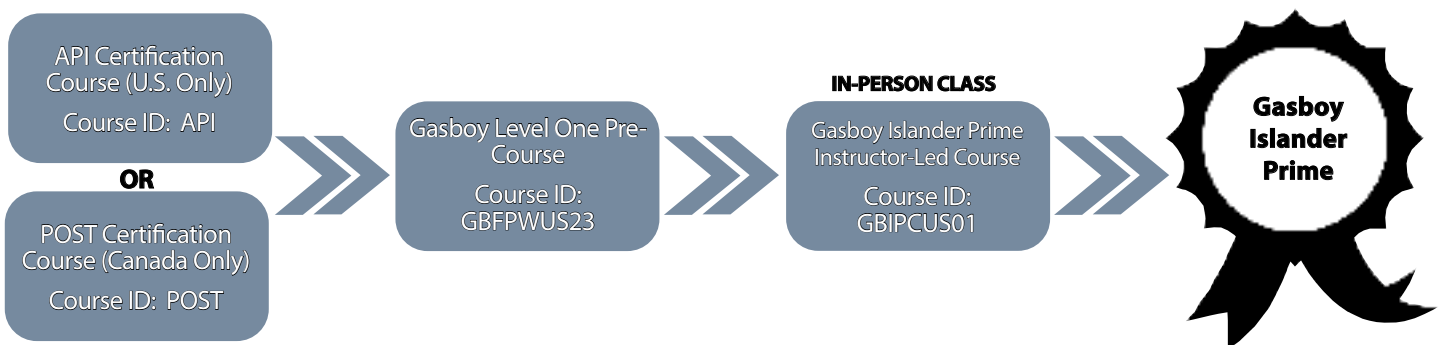
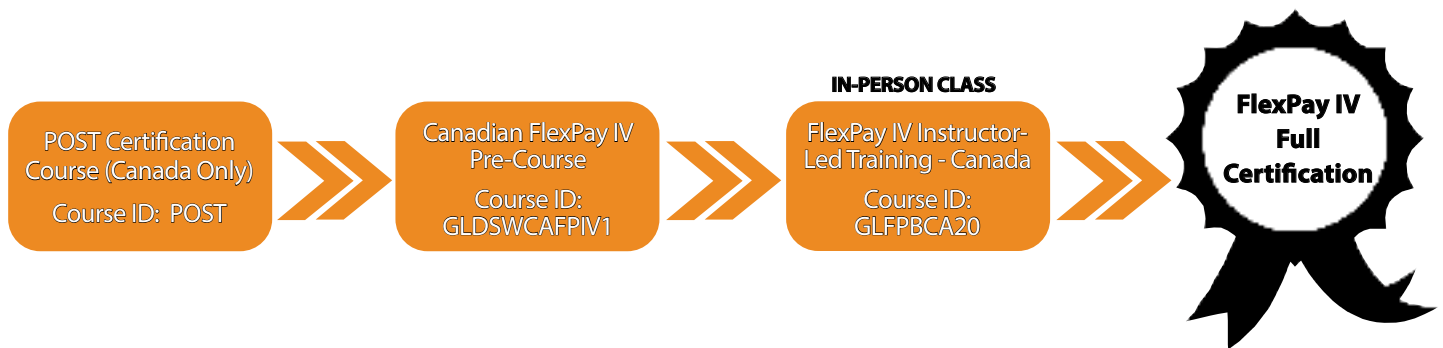
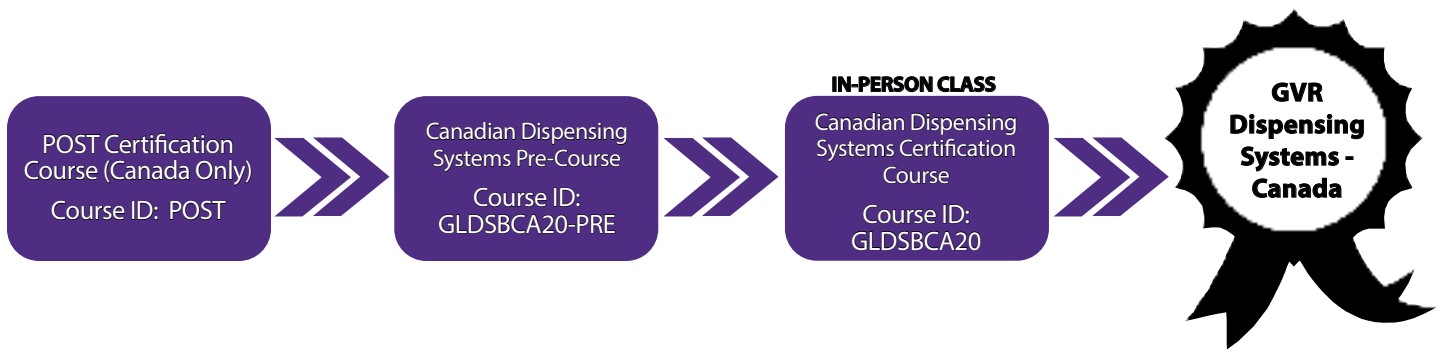
HYBRID CARD READER S CANADA.....	84
WEB CLOSURE .....	86
WEB REGISTRATION/COMMISSIONING.....	87



**General Courses**  
**(Informational & Prerequisites)**

# Main Certification Paths for New Technicians





# API Certification Course (U.S. Only)

**Course Description:** The API Certification Course contains an assessment that captures the learner's API certification number and certification dates.

**Course ID:** API

**Class ID:** 00003196

**Delivery Method:** Web-Based

**Estimated Duration:** Less than 10 minutes

**LMS Fee:** \$0

**Prerequisites:** • Active Saba User Profile



**Note:** The actual training material and course are offered by American Petroleum Industry. Please visit [www.apilearning.org](http://www.apilearning.org) Enroll into the course from their site. Once completed, you will be granted certification information by API that needs to be added into Saba.

API information is below. The Saba information is on the next page.



## API WorkSafe Contractor Safety Program

Curriculum Number: LP-RP1646-E  
Manager: API Learning Support  
Credits: 0.00

Certification

Add To Cart

\$55.00

### Learning Path Details

The API WorkSafe Contractor Safety Program is based on API Recommended Practice 1646, 2nd Edition and is designed to provide you with:

- A general awareness of safety issues
- The minimum procedures that are associated with maintenance and construction work at retail petroleum and convenience facilities including service stations

**NOTE:** If you are a contractor that uses the BP IVR System the system will only accept numbers and not the letters. Replace the letters (WS) and add 3 zeros to the front of the new number when logging into your worksite.

To participate in the API-U Training program, providers must follow API policies as communicated to provider, including our policies on anti-harassment and discrimination. To see a copy of API's policy, **please request by email at [training@api.org](mailto:training@api.org).**

Each module consists of training coursework and a final assessment. To receive a the WorkSafe Qualification Certificate, you must complete the training and pass each final assessment with an 80% or higher score.

The 14 modules include:

- |                                  |                                     |
|----------------------------------|-------------------------------------|
| 1. Overview                      | 8. Working at Heights               |
| 2. General Knowledge             | 9. Ground Disturbance/Excavation    |
| 3. Personal Protective Equipment | 10. Mechanical Hoisting and Lifting |
| 4. Tool Selection                | 11. Confined Space                  |
| 5. Driving Safety                | 12. Lockout-Tagout                  |
| 6. Hazard Communication          | 13. Hot Work                        |
| 7. Barricading                   | 14. Underground Storage Tanks       |



## Class Details

Module Name	Requirement	Attempts	Passing Score
API Tutorial Video	Required	Unlimited	N/A
API Certification Assessment	Required	Unlimited	N/A

## Additional Resources/Attachments

The API Certification Assessment will ask the following questions. This is information that will be provided by API at the time of successful completion. The information required will be the following:

- 1) Enter your API Certification number
- 2) Enter Your API Certification Date. Please use MM/DD/YYYY
- 3) Enter your API Expiration Date. Please use MM/DD/YYYY

## Quick Links for Self-Enrollment



COURSE LINK

CLASS LINK



### Upon Successful Completion, Certification(s) Acquired:

Certification Name	Length of Certification
API Safety Certification	1 Year from Date of Completion

# POST Certification Course (Canada Only)

**Course Description:** The POST Certification Course contains an assessment that captures the learner's POST certification number and certification dates. Actual course and training content, visit <https://posttraining.ca/>

**Course ID:** POST

**Class ID:** 00004680

**Delivery Method:** Web-Based

**Estimated Duration:** Less than 10 minutes

**LMS Fee:** \$0



**Prerequisites:** • Active Saba User Profile

## Class Details

Module Name	Requirement	Attempts	Passing Score
POST Certification Assessment	Required	Unlimited	N/A

## Additional Resources/Attachments

The POST Certification Assessment will ask the following questions. This is information that will be provided by POST at the time of successful completion. The information required will be the following:

- 1) Enter your POST Certification number
- 2) Enter Your POST Certification Date. Please use MM/DD/YYYY
- 3) Enter your POST Expiration Date. Please use MM/DD/YYYY

## Quick Links for Self-Enrollment



COURSE LINK

CLASS LINK



## Upon Successful Completion, Certification(s) Acquired:

Certification Name	Length of Certification
POST Safety Certification	Dec. 31st of Current Year

# SABA User Training

**Course Description:** This is a video library of SABA LMS user training. Each video covers aspects of the LMS that is intended for a different audience.

**Course ID:** SABA

**Class ID:** 0000012108

**Delivery Method:** Web-Based

**Estimated Duration:** Less than 60 Minutes

**LMS Fee:** \$0



**Prerequisites:** • Active Saba User Profile

## Class Details

Module Name	Requirement	Attempts	Passing Score
Saba Training for General Users	Optional	Unlimited	N/A
Saba Training for Internal Users	Optional	Unlimited	N/A
Saba User Training for Technicians	Optional	Unlimited	N/A
Saba Training for TAC and Gasboy	Optional	Unlimited	N/A
Saba Training for MSMs	Optional	Unlimited	N/A
Saba Training for Certified Trainers	Optional	Unlimited	N/A

## Quick Links for Self-Enrollment



COURSE LINK

CLASS LINK



### Upon Successful Completion, Certification(s) Acquired:

Certification Name

Length of Certification

**NO CERTIFICATION GRANTED**



**Forecourt (Encore)**

# Alphanumeric Keypad

**Course Description:** Training covers Gilbarco's secure Alphanumeric keypad. It contains information on keypad components, installation process, and demonstrates the new features.

**Course ID:** GLDSWUSAN1

**Class ID:** 00006640

**Delivery Method:** Web-Based

**Estimated Duration:** 30 Minutes

**LMS Fee:** \$25 USD



- Prerequisites:**
- API Safety or POST Safety Certification (Status = Acquired)
  - GVR Dispensing Systems – Canada or GVR Dispensing Systems - US
  - FlexPay IV Full Certification

## Class Details

Module Name	Requirement	Attempts	Passing Score
Alphanumeric Keypad	Required	Unlimited	N/A

## Additional Resources/Attachments

MDE-4250 Alphanumeric Keypad Installation Kit for Encore 500, Ultra-Hi and Encore 500 E-CUIM Units  
MDE-5491 FlexPay™ IV Numeric Keypad to Alphanumeric Keypad Instructions

## Quick Links for Self-Enrollment



COURSE LINK

CLASS LINK



## Upon Successful Completion, Certification(s) Acquired:

Certification Name	Length of Certification
Alphanumeric Keypad	Evergreen

# Dispensing Systems Certification Course

**Course Description:** This is the instructor-led course for Forecourt (Encore) Dispensing Systems. It's a 5.5-day classroom training required for a first time certification for Gilbarco Dispensing Systems which includes FlexPay IV and Applause.

**Course ID:** GLDSBUS22

**Class ID:** Varies by date/location

**Delivery Method:** Instructor-Led

**Estimated Duration:** 5.5 Days

**LMS Fee:** Refer to Certified Trainer for course pricing



---

**Prerequisites:**

- API Safety or POST Safety Certification (Status = Acquired)
- Successful Completion of "Dispensing Systems Certification Pre-Course" (ID GLDSWUS22-PRE)

---

**Note:** No course link or class link is provided for this catalog item. The enrollment responsibility falls on the Certified Trainer (CT). You are not able to self-enroll into this course.

Please email [technical.training@gilbarco.com](mailto:technical.training@gilbarco.com) for information on available classes or contact your nearest known training facility for class offerings.

## Classroom Content Details

Introduction	Multi-Meters	Electrical Verification
Plumbing Verification	Phasing	Distribution Box
Hydraulics	Pump Electronics	Managers Keypad/Programming
Calibration	Ultra-Hi DEF	Applause
FlexPay Connect v2	FlexPay II	FlexPay IV & Omnia

## Online Module Details

LMS Module Name	Requirement	Attempts	Passing Score
Glossary	Optional	Unlimited	N/A
Dispensing Systems Student Guide	Optional	Unlimited	N/A
MDE Reference Guide for Dispensing Systems	Optional	Unlimited	N/A
Managers Keypad Programming	Optional	Unlimited	N/A
Diesel Exhaust Fluid Installation	Optional	Unlimited	N/A
FlexPay II Components	Optional	Unlimited	N/A
CRIND IP Schemes	Optional	Unlimited	N/A
FlexPay IV Related Documents PDF	Optional	Unlimited	N/A
FlexPay IV Tree Menu	Optional	Unlimited	N/A
Gilbarco P2PE Installation	Optional	Unlimited	N/A
Dispensing Systems Pump & Dispenser Exam	Required	2	80%
Dispensing Systems Payment Exam	Required	2	80%



### Upon Successful Completion, Certification(s) Acquired:

Certification Name	Length of Certification
GVR Dispensing Systems - U.S.	1 Year from Date of Completion
Applause Media Systems	Evergreen
FlexPay IV Full Certification	Evergreen
FlexPay IV with Omnia	Evergreen

### Recertification Information

Course Name	Course ID	Price	Length of Renewal
Dispenser Technician Recertification - U.S.	GLDRWUS20	\$150	1 Year from Date of Completion

# Dispensing Systems Certification Pre-Course

**Course Description:** This is the first step to getting Encore Dispensing Systems certified and this course is a prerequisite for attending the Instructor-Led Dispenser training. See class details for training content.

**Course ID:** GLDSWUS22-PRE

**Class ID:** 0000016286

**Delivery Method:** Web-Based

**Estimated Duration:** 5 Hours

**LMS Fee:** \$350 USD



**Prerequisites:** • API Safety Certification (Status = Acquired)

## Quick Links for Self-Enrollment



COURSE LINK

CLASS LINK



## Class Details

Module Name	Requirement	Attempts	Passing Score
Extranet Training	Required	Unlimited	N/A
How a Site Works	Required	Unlimited	N/A
Safe Service Practices For Dispensing	Required	Unlimited	N/A
Electrostatic Discharge - ESD	Required	Unlimited	N/A
Service Theory	Required	Unlimited	N/A
Lockout\Tagout	Required	Unlimited	N/A
Multi-Meters	Required	Unlimited	N/A
Electrical Verification	Required	Unlimited	N/A
Plumbing Verification	Required	Unlimited	N/A
Phasing	Required	Unlimited	N/A
Distribution Box & Two-Wire Protocol	Required	Unlimited	N/A
Hydraulics Overview	Required	Unlimited	N/A
Electronics Overview	Required	Unlimited	N/A
Calibration Overview	Required	Unlimited	N/A
Electronic Dispenser Programming	Required	Unlimited	N/A
DEF Overview	Required	Unlimited	N/A
CRIND Overview	Required	Unlimited	N/A
CRIND Options	Required	Unlimited	N/A
Applause Overview	Required	Unlimited	N/A
FlexPay II Overview	Required	Unlimited	N/A
Networking Basics	Required	Unlimited	N/A
Security	Required	Unlimited	N/A
FlexPay Connect v2	Required	Unlimited	N/A
FlexPay IV Overview	Required	Unlimited	N/A
FlexPay IV Secure and Unsecure Menus - U.S.	Required	Unlimited	N/A
M7 FlexPay Maintenance Tool	Required	Unlimited	N/A
OMNIA Overview	Required	Unlimited	N/A
Dispensing Systems Pre-Course Exam	Required	3	80%
Dispensing Systems Pre-Course Checklist (Manager)	Required	N/A	N/A
Dispensing Systems Pre-Course Checklist (Student)	Required	N/A	N/A



### Upon Successful Completion, Certification(s) Acquired:

Certification Name

Length of Certification

**NO CERTIFICATION GRANTED**

# Dispenser Technician Recertification - U.S.



**Course Description:** This is the required course for annual renewal of dispensing systems certification. New content is introduced year after year. Review the list of modules for current content. Modules marked with \* is the content that has been most recently added to the course.

**Course ID:** GLDRWUS20

**Class ID:** 0000011405

**Delivery Method:** Web-Based

**Estimated Duration:** 2-3 Hours

**LMS Fee:** \$160 USD

- Prerequisites:**
- API Safety Certification (Status = Acquired)
  - *Previously held certification:* GVR Dispensing Systems - U.S.

**NOTE:** If certification has expired more than 1 year, student **MAY BE REQUIRED** to go back through an Instructor-Led class to reacquire "Certified" status.

## Quick Links for Self-Enrollment



COURSE LINK

CLASS LINK

## Class Details

Module Name	Requirement	Attempts	Passing Score
Calibration	Optional	Unlimited	N/A
Programming & Manager Keypad	Optional	Unlimited	N/A
Ultra-Hi with DEF	Optional	Unlimited	N/A
Electronics Overview	Optional	Unlimited	N/A
Hydraulics Overview	Optional	Unlimited	N/A
FlexPay Connect v2	Optional	Unlimited	N/A
Applause Overview	Optional	Unlimited	N/A
Applause Connections	Optional	Unlimited	N/A
Applause Installation	Optional	Unlimited	N/A
Applause Service	Optional	Unlimited	N/A
Applause Start-Up	Optional	Unlimited	N/A
FlexPay II Overview	Optional	Unlimited	N/A
DCMS2.2 Board Training	Optional	Unlimited	N/A
Security Door Detection	Optional	Unlimited	N/A
EMV Overview*	Optional	Unlimited	N/A
FlexPay IV Overview - U.S. Canada*	Optional	Unlimited	N/A
FlexPay IV Components Module*	Optional	Unlimited	N/A
FlexPay IV Secure and Unsecure Menus - US	Optional	Unlimited	N/A
M7 FlexPay Maintenance Tool	Optional	Unlimited	N/A
FlexPay IV Software Enhancements (4 min)*	Optional	Unlimited	N/A
FlexPay IV Troubleshooting Overview (10 min)*	Optional	Unlimited	N/A
FlexPay IV Error Screens (10 min)*	Optional	Unlimited	N/A
FlexPay IV - Troubleshooting Common Issues (10 min)*	Optional	Unlimited	N/A
FlexPay IV SelfCheck Function (11 min)*	Optional	Unlimited	N/A
FlexPay IV with Omnia	Optional	Unlimited	N/A
AWS IoT Gateway and Omnia /SSoM Update	Required	Unlimited	N/A
Gilbarco P2PE Installation	Required	Unlimited	N/A
Dispensing Systems Recertification Exam (50 Questions)	Required	3	85%

### Upon Successful Completion, Certification(s) Acquired:

Certification Name	Length of Certification
GVR Dispensing Systems - U.S.	1 Year from Date of Completion
Applause Media Systems	Evergreen
FlexPay IV with Omnia Certification	Evergreen
FlexPay Connect v2	Evergreen
Security Door Detection	Evergreen
DEF Certification	Evergreen
FlexPay IV Full Certification	Evergreen



# Encore 900 Course

**Course Description:** The Encore 900 Certification Course prepares technicians to service Encore 900 dispensers. The course includes the E900 Overview module as well as training for OMNIA, Large Touch Display and NF Series Blenders.

**Course ID:** GLDSWUSE900

**Class ID:** 00007903

**Delivery Method:** Web-Based

**Estimated Duration:** 30-60 Minutes

**LMS Fee:** \$150 USD



- Prerequisites:**
- API Safety or POST Safety Certification (Status = Acquired)
  - GVR Dispensing Systems – Canada or GVR Dispensing Systems - US
  - FlexPay IV Full Certification

Class Details	Module Name	Requirement	Attempts	Passing Score
	Encore 900 Overview	Required	Unlimited	N/A
	NF Series Blenders	Required	Unlimited	N/A
	Large Touch Display	Required	Unlimited	N/A
	Omnia for Encore 900	Required	Unlimited	N/A
	Omnia Interface 03 02 Software*	Required	Unlimited	N/A
	Omnia Update 04.03 Legacy Software (5 min)*	Required	Unlimited	N/A
	Encore 900 Certification Exam	Required	2	80%

## Quick Links for Self-Enrollment



COURSE LINK

CLASS LINK



### Upon Successful Completion, Certification(s) Acquired:

Certification Name	Length of Certification
Encore 900 Certification	Evergreen
NF Series Blenders Certification	Evergreen
FlexPay IV with Omnia Certification	Evergreen

# Encore Experience

**Course Description:** This is the Open Application platform training for Encore. It covers an overview of Encore Experience and the relationship between this platform and applause. It also covers the hardware, software and installation requirements.

**Course ID:** GLDSWUSEEXP

**Class ID:** 0000012324

**Delivery Method:** Web-Based

**Estimated Duration:** 30 Minutes

**LMS Fee:** \$25 USD



- Prerequisites:**
- API Safety or POST Safety Certification (Status = Acquired)
  - GVR Dispensing Systems – Canada or GVR Dispensing Systems - US
  - FlexPay IV Full Certification
  - Insite360 Encore Remote Management
  - FlexPay IV with Omnia or Encore 900 Certification

## Class Details

Module Name	Requirement	Attempts	Passing Score
Encore Experience	Required	Unlimited	N/A

## Quick Links for Self-Enrollment



COURSE LINK

CLASS LINK



### Upon Successful Completion, Certification(s) Acquired:

Certification Name

Length of Certification

**NO CERTIFICATION GRANTED**

# Flex Fuel Blenders

**Course Description:** This course contains an NJ5/NJ6 Block Diagram and an NJ5/NJ6 Valve Map. It covers the differences among flex fuel blender models, hardware requirements, and proper hardware configuration for high alcohol fuels.

**Course ID:** GLDSWUS10

**Class ID:** 00003253

**Delivery Method:** Web-Based

**Estimated Duration:** Less than 60 Minutes

**LMS Fee:** \$25 USD



- Prerequisites:**
- API Safety or POST Safety Certification (Status = Acquired)
  - GVR Dispensing Systems – Canada or GVR Dispensing Systems - US

## Class Details

Module Name	Requirement	Attempts	Passing Score
Flex Fuel Blenders	Required	Unlimited	N/A
Flex Fuel Blenders Exam	Required	Unlimited	80%

## Quick Links for Self-Enrollment



COURSE LINK

CLASS LINK



### Upon Successful Completion, Certification(s) Acquired:

Certification Name	Length of Certification
Flex Fuel Blenders	1 Year from Date of Completion



# FlexPay IV with Omnia

**Course Description:** Training covers the Omnia board components, the installation requirements, steps necessary to configure the Omnia board web interface, and some additional troubleshooting tips. **\*\*This course DOES NOT take the place of FlexPay IV Full Certification**

**Course ID:** GLDSWUSOMNIA

**Class ID:** 00007980

**Delivery Method:** Web-Based

**Estimated Duration:** 30-45 Minutes

**LMS Fee:** \$0



- Prerequisites:**
- API Safety or POST Safety Certification (Status = Acquired)
  - GVR Dispensing Systems – Canada or GVR Dispensing Systems - US
  - FlexPay IV Full Certification

Class Details	Module Name	Requirement	Attempts	Passing Score
	FlexPay IV with Omnia	Required	Unlimited	N/A
	Omnia Update 03.02 Software (5 min)	Required	Unlimited	N/A
	Omnia Update 04.03 Legacy Software (5 min)*	Required	Unlimited	N/A
	Omnia Certification Exam	Required	Unlimited	80%

## Additional Resources/Attachments

- MDE-5221 FlexPay™ IV CRIND® Start-up Manual
- MDE-5369 FlexPay™ IV (with Omnia) Programming and Service Manual

## Quick Links for Self-Enrollment



COURSE LINK

CLASS LINK



## Upon Successful Completion, Certification(s) Acquired:

Certification Name	Length of Certification
FlexPay IV with Omnia Certification	Evergreen

# Gilbarco P2PE Installation Course

**Course Description:** This course covers the Gilbarco P2PE Installation. The training covers the instructions to install the Gilbarco P2PE Plugin software in the FlexPay IV CRIND (M7) platform.

**Course ID:** GLDSWUS23

**Class ID:** 0000019218

**Delivery Method:** Web-Based

**Estimated Duration:** 45 minutes

**LMS Fee:** \$0



- Prerequisites:**
- API-POST Certification (Status = Acquired)
  - GVR Dispensing Systems
  - FlexPay IV Full Certification
  - Insite 360 Encore Remote Management
  - AWS Registration

## Class Details

Module Name	Requirement	Attempts	Passing Score
Gilbarco P2PE Installation	Required	Unlimited	N/A

**Course Link:** [Click HERE](#)

Or scan QR code below



**Class Link:** [Click HERE](#)

Or scan QR code below



## Additional Resources/Attachments

MDE-5625 P2PE Installation and Configuration Manual



**Upon Successful Completion, Certification(s) Acquired:**

N/A



# Hybrid Card Reader S (HCRS)

**Course Description:** Training covers installation, information on the required software, functionality verification after installation, and troubleshooting

**Course ID:** GLDSWUS01

**Class ID:** 00007460

**Delivery Method:** Web-Based

**Estimated Duration:** 60 Minutes

**LMS Fee:** \$0



- Prerequisites:**
- API Safety Certification (Status = Acquired)
  - GVR Dispensing Systems – Canada or GVR Dispensing Systems - US

## Class Details

Module Name	Requirement	Attempts	Passing Score
HCRS	Required	Unlimited	N/A

## Additional Resources/Attachments

MDE-5387 Hybrid Card Reader S (HCRS) Kit Installation Instructions

## Quick Links for Self-Enrollment



COURSE LINK

CLASS LINK



## Upon Successful Completion, Certification(s) Acquired:

Certification Name

Length of Certification

**NO CERTIFICATION GRANTED**

# Murphy Door Detection

**Course Description:** This covers the start-up and requirements for security door detection following Murphy USA specifications.

**Course ID:** GLDSWMURPHY

**Class ID:** 00003921

**Delivery Method:** Web-Based

**Estimated Duration:** 60 Minutes

**LMS Fee:** \$0



- Prerequisites:**
- API Safety Certification (Status = Acquired)
  - GVR Dispensing Systems - US
  - FlexPay IV Full Certification
  - Security Door Detection

## Class Details

Module Name	Requirement	Attempts	Passing Score
Murphy USA Security Door Detection	Required	Unlimited	N/A

## Additional Resources/Attachments

MDE-5320 Security Door Detection Kit Installation Instructions

## Quick Links for Self-Enrollment



COURSE LINK

CLASS LINK



## Upon Successful Completion, Certification(s) Acquired:

Certification Name	Length of Certification
Murphy Security Door Detections	Evergreen

# NF Series Blenders

**Course Description:** NF Series helps broaden your fuel offering while keeping the fueling experience simple and safe. This course covers NF Series blenders training covers the hardware, programming and various configurations available.

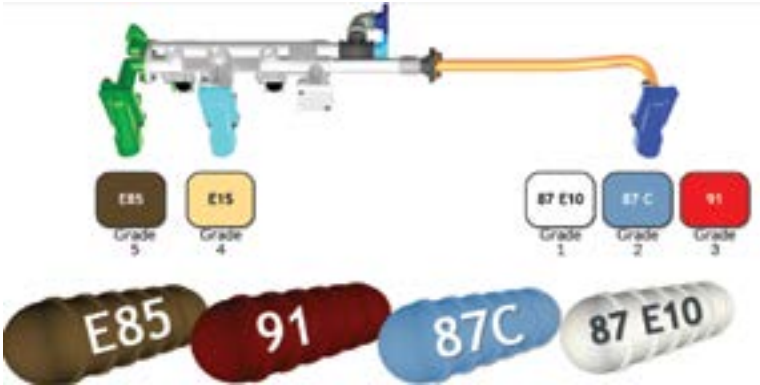
**Course ID:** GLDSWUSNF

**Class ID:** 00007848

**Delivery Method:** Web-Based

**Estimated Duration:** 30 Minutes

**LMS Fee:** \$0



- Prerequisites:**
- API Safety or POST Safety Certification (Status = Acquired)
  - GVR Dispensing Systems – Canada or GVR Dispensing Systems - US

### Class Details

Module Name	Requirement	Attempts	Passing Score
NF Series Blenders	Required	Unlimited	N/A
NF Series Blender Exam	Required	Unlimited	100%

### Additional Resources/Attachments

MDE-5413 - Multi-Hose Universal Blender (NF Series) Quick Reference  
NF Series Programming Worksheet

## Quick Links for Self-Enrollment



COURSE LINK

CLASS LINK



### Upon Successful Completion, Certification(s) Acquired:

Certification Name	Length of Certification
NF Series Blenders Certification	Evergreen

# PAM 5000 Pump Access

**Course Description:** Online course consists of seven short modules and exam. Once completed, course grants the qualifications to install, start up, and service PAM 5000.

**Course ID:** GLPAWUS20

**Class ID:** 00003192

**Delivery Method:** Web-Based

**Estimated Duration:** 60 Minutes

**LMS Fee:** \$95 USD



- Prerequisites:**
- API Safety or POST Safety Certification (Status = Acquired)
  - GVR Dispensing Systems – Canada or GVR Dispensing Systems - US

## Class Details

Module Name	Requirement	Attempts	Passing Score
PAM 5000 Module 1	Required	Unlimited	N/A
PAM 5000 Module 2	Required	Unlimited	N/A
PAM 5000 Installation Video	Required	Unlimited	N/A
PAM 5000 Module 4	Required	Unlimited	N/A
PAM 5000 Module 5	Required	Unlimited	N/A
PAM 5000 with BIR/ISD	Required	Unlimited	N/A
Capturing Peep Files	Required	Unlimited	N/A
PAM 5000 Certification Exam	Required	Unlimited	90%

## Additional Resources/Attachments

MDE-4676 PAM 5000 Pump Access Module Installation Manual

MDE-4677B PAM 5000 Pump Access Module Service Manual

## Quick Links for Self-Enrollment



COURSE LINK

CLASS LINK

## Upon Successful Completion, Certification(s) Acquired:

Certification Name

Gilbarco PAM 5000

Length of Certification

Evergreen



# SmartCRIND

**Course Description:** Online course that covers SmartCRIND standalone outdoor payment -application that relieves the site from having a separate Point-of-Sale solution.

**Course ID:** GLSCWUSCA01

**Class ID:** 00005460

**Delivery Method:** Web-Based

**Estimated Duration:** 30 Minutes

**LMS Fee:** \$35 USD



- Prerequisites:**
- API Safety or POST Safety Certification (Status = Acquired)
  - GVR Dispensing Systems – Canada or GVR Dispensing Systems - US
  - FlexPay IV Full Certification
  - Insite360 Encore Remote Management
  - Veeder-Root ATG Technician or Veeder-Root TLS-3XX Technician – North America

Class Details	Module Name	Requirement	Attempts	Passing Score
	SmartCRIND - Hardware/Software	Required	Unlimited	N/A
	SmartCRIND - Installation	Required	Unlimited	N/A
	SmartCRIND - Troubleshooting Steps	Required	Unlimited	N/A
	Costco Pay	Required	Unlimited	N/A
	SmartCRIND with Omnia	Required	Unlimited	N/A
	SmartCRIND Exam	Required	3	80%

## Additional Resources/Attachments

MDE-5376 SmartCRIND Troubleshooting Guide

MDE-5366 Installation and Startup Manual for SmartCRIND for FlexPay IV CRIND (M7)

## Quick Links for Self-Enrollment



COURSE LINK

CLASS LINK



## Upon Successful Completion, Certification(s) Acquired:

Certification Name	Length of Certification
SmartCRIND	1 Year from Date of Completion

# SmartCRIND Recertification

**Course Description:** Online recertification course for SmartCRIND standalone outdoor payment application. It includes Costco Pay content.

**Course ID:** GLSCRWUSCA01

**Class ID:** 00010806

**Delivery Method:** Web-Based

**Estimated Duration:** 30 Minutes

**LMS Fee:** \$35 USD



- Prerequisites:**
- API Safety or POST Safety Certification (Status = Acquired)
  - GVR Dispensing Systems – Canada or GVR Dispensing Systems - US
  - Successful Completion of “SmartCRIND” Course (ID GLSCWUSCA01)

Class Details	Module Name	Requirement	Attempts	Passing Score
	SmartCRIND - Hardware/Software	Optional	Unlimited	N/A
	SmartCRIND - Installation	Optional	Unlimited	N/A
	SmartCRIND - Troubleshooting Steps	Optional	Unlimited	N/A
	Costco Pay	Optional	Unlimited	N/A
	SmartCRIND with Omnia	Optional	Unlimited	N/A
	SmartCRIND Exam	Required	3	80%

## Additional Resources/Attachments

MDE-5376 SmartCRIND Troubleshooting Guide

MDE-5366 Installation and Startup Manual for SmartCRIND for FlexPay IV CRIND (M7)

## Quick Links for Self-Enrollment



COURSE LINK

CLASS LINK

## Upon Successful Completion, Certification(s) Acquired:

Certification Name

SmartCRIND

Length of Certification

1 Year from Date of Completion





# UX410 Training Course

**Course Description:** This course will provide information regarding the components, functions, programming and installation of the UX410 contactless card reader.

**Course ID:** GLDSWUSUX410

**Class ID:** 00004896

**Delivery Method:** Web-Based

**Estimated Duration:** 20 Minutes

**LMS Fee:** \$65 USD



- Prerequisites:**
- API Safety or POST Safety Certification (Status = Acquired)
  - GVR Dispensing Systems – Canada or GVR Dispensing Systems - US

## Class Details

Module Name	Requirement	Attempts	Passing Score
UX410 Training	Required	Unlimited	N/A
UX410 Installation Video	Required	Unlimited	N/A

## Quick Links for Self-Enrollment



COURSE LINK

CLASS LINK



### Upon Successful Completion, Certification(s) Acquired:

Certification Name	Length of Certification
--------------------	-------------------------

**NO CERTIFICATION GRANTED**

# G

**Gasboy**



# Gasboy Atlas Dispenser Training

**Course Description:** This course covers a general overall Atlas Dispenser Training. The training covers a Gasboy introduction/ product overview, a technical breakdown of internal, components, installation, installation, startup, and troubleshooting. components, installation, startup, and troubleshooting

**Course ID:** GBDSWUS21

**Class ID:** 0000013585

**Delivery Method:** Web-Based

**Estimated Duration:** 3 Hours

**LMS Fee:** \$0 USD



**Prerequisites:** • API Safety or POST Safety Certification (Status = Acquired)

Class Details	Module Name	Requirement	Attempts	Passing Score
	Atlas Training Module 1 Intro/Product Overview	Required	Unlimited	N/A
	Atlas Training Module 2 Technical Breakdown	Required	Unlimited	N/A
	Atlas Training Module 3 Instllation	Required	Unlimited	N/A
	Atlas Training Module 4 Startup/Troubleshooting	Required	Unlimited	N/A
	Atlas Training Test Assesement	Required	3	85%

## Additional Resources/Attachments

Atlas Fuel Systems Documentation and Other Documents Related to Modules

## Quick Links for Self-Enrollment



COURSE LINK

CLASS LINK



Upon Successful Completion, Certification(s) Acquired:	
Certification Name	Length of Certification
Gasboy Atlas Dispenser	Evergreen

# Gasboy Islander Prime Instructor-Led Course

**Course Description:** This course covers the Gasboy Islander Prime system. The training covers the installation, an overview of the system, software installation and updates, and details on enhancements from previous generations.

**Course ID:** GBCT1US22

**Class ID:** Varies by date/location

**Delivery Method:** Instructor-Led

**Estimated Duration:** 3 Days

**LMS Fee:** Refer to Certified Trainer for course pricing



- Prerequisites:**
- API Safety or POST Safety Certification (Status = Acquired)
  - Gasboy Atlas Dispenser Training
  - Gasboy Islander Prime Pre-Course

Class Details	Module Name	Requirement	Attempts	Passing Score
	Prime Introduction	Required	Unlimited	N/A
	Prime Installation	Required	Unlimited	N/A
	OrCU Software	Required	Unlimited	N/A
	Setup Wizard	Required	Unlimited	N/A
	OrPay 1000	Required	Unlimited	N/A
	12 Port Commverter	Required	Unlimited	N/A
	User Manual	Required	Unlimited	N/A
	Fleet Head Office	Required	Unlimited	N/A
	FiPay	Required	Unlimited	N/A
	Parts Manual	Required	Unlimited	N/A
	EKOS	Required	Unlimited	N/A
	Commissioning	Required	Unlimited	N/A
	Fuel Point	Required	Unlimited	N/A
	Gasboy Islander Prime Instructor-Led Exam	Required	3	85%

**Course Link:** [Click HERE](#)

## Additional Resources/Attachments

MDE-5411 Islander Prime Installation Manual  
PT-1963F Fleet Plus Illustrated Spare Parts Manual  
Islander Prime Technician's Guide

## Upon Successful Completion, Certification(s) Acquired:

Certification Name	Length of Certification
Gasboy Islander Prime	1 Year



# Gasboy Islander Prime Pre-Course

**Course Description:** This course introduces the Gasboy Islander Prime system including installation, an overview of the system, and details on enhancements from previous generations. This is not the only pre-requisite for the Islander Prime Instructor-Led Course. See below for more details.

**Course ID:** GBWT1US22

**Class ID:** 0000017189

**Delivery Method:** Web-Based

**Estimated Duration:** 1 Hour

**LMS Fee:** \$0



**Prerequisites:**

- API Safety or POST Safety Certification (Status = Acquired)
- Gasboy Atlas Dispenser Training

Class Details

Module Name	Requirement	Attempts	Passing Score
Gasboy Islander Prime Introduction	Required	Unlimited	N/A
Gasboy Atlas Prime Introduction	Required	Unlimited	N/A
nNR Battery Replacement Video	Required	Unlimited	N/A
Gasboy Islander Prime Installation Pre-Course	Required	Unlimited	N/A

## Quick Links for Self-Enrollment

[COURSE LINK](#)

[CLASS LINK](#)

### Additional Resources/Attachments

MDE-5411 Islander Prime Installation Manual  
PT-1963F Fleet Plus Illustrated Spare Parts Manual  
Islander Prime Technician's Guide  
Gasboy Islander Prime Acronyms



**Upon Successful Completion, Certification(s) Acquired:**

N/A

# Gasboy Islander Prime Recertification



**Course Description:** Online course for Islander Prime recertification.

**Course ID:** GBPRWUSPRIME

**Class ID:** 00007927

**Delivery Method:** Web-Based

**Estimated Duration:** 1 hour

**LMS Fee:** \$50

- Prerequisites:**
- API Safety or POST Safety Certification (Status = Acquired)
  - Successful Completion of any of the following Gasboy courses:
    - Gasboy Fleet Plus Recertification (Course ID GBFPRWUS16)
    - Atlas and Fleet Plus Certification Course (Course ID GBFPOUS16)
    - Gasboy Islander Prime Course (Course ID GBPRWUSPRIME)
    - Gasboy Islander Prime Instructor-Led Course (Course ID GBIPCUS01 or GBCT1US22)

Class Details	Module Name	Requirement	Attempts	Passing Score
	Hardware Introduction	Optional	Unlimited	N/A
	Installation	Optional	Unlimited	N/A
	Siteomat Setup	Optional	Unlimited	N/A
	OrPAY 1000 Setup & Software	Optional	Unlimited	N/A
	WGT - Adding & Setup	Optional	Unlimited	N/A
	OrPAY 1000 Peripherals & Troubleshooting	Optional	Unlimited	N/A
	Commverter	Optional	Unlimited	N/A
	Backplane and Wring	Optional	Unlimited	N/A
	GUI Changes and Other Elements	Optional	Unlimited	N/A
	nNR Battery Replacement Video	Required	Unlimited	N/A
	Gasboy Islander Prime Exam	Required	3	90%

## Quick Links for Self-Enrollment

COURSE LINK

CLASS LINK



### Upon Successful Completion, Certification(s) Acquired:

Certification Name	Length of Certification
Gasboy Islander Prime	1 Year



**Insite360**

# Insite360 Encore Remote Management

**Course Description:** This course covers the cloud-based Insite360 platform that provides retailers remote access and visibility to their fuel dispensers. Training covers the hardware/software, networking, cloud basics, installation, and configuration.

**Course ID:** GLDSRMUS1

**Class ID:** 00003214

**Delivery Method:** Web-Based

**Estimated Duration:** 2 Hours

**LMS Fee:** \$150 USD



- Prerequisites:**
- API Safety or POST Safety Certification (Status = Acquired)
  - GVR Dispensing Systems – Canada or GVR Dispensing Systems - US

Class Details	Module Name	Requirement	Attempts	Passing Score
	Remote Management Overview	Optional	Unlimited	N/A
	Cloud Basics Updated	Required	Unlimited	N/A
	Remote Management Installation and Startup	Optional	Unlimited	N/A
	BRCM2 Configuration Video	Required	Unlimited	N/A
	DCM2.1 Configuration Video	Required	Unlimited	N/A
	Gilbarco IP Interactive	Required	Unlimited	N/A
	Customer Supplied IP Interactive	Required	Unlimited	N/A
	Insite360 Encore Remote Management Exam	Required	3	85%

## Quick Links for Self-Enrollment



COURSE LINK

CLASS LINK



### Upon Successful Completion, Certification(s) Acquired:

Certification Name	Length of Certification
Insite360 Encore Remote Management	Evergreen

# Insite360 Passport Technician Training

**Course Description:** This course covers the cloud-based Insite360 Instore application. The training covers the installation, an overview of the application, coverage of the user-facing screens, and some troubleshooting.

**Course ID:** GLPSWBUS23

**Class ID:** 0000017817

**Delivery Method:** Web-Based

**Estimated Duration:** 2 Hours

**LMS Fee:** \$25 USD



- Prerequisites:**
- API Safety or POST Safety Certification (Status = Acquired)
  - Passport Technical Training - U.S. Canada or Passport Technician Recertification

Class Details	Module Name	Requirement	Attempts	Passing Score
	Insite 360 Introduction	Required	Unlimited	N/A
	Insite 360 Connecting	Required	Unlimited	N/A
	Insite 360 Application	Required	Unlimited	N/A
	Insite 360 Troubleshooting	Required	Unlimited	N/A
	Insite 360 Passport Exam	Required	3	85%

## Quick Links for Self-Enrollment



COURSE LINK

CLASS LINK



### Upon Successful Completion, Certification(s) Acquired:

Certification Name	Length of Certification
Insite360 - Passport Remote Manager	Evergreen

P

**Passport Point-of-Sale**



# Passport Commander

**Course Description:** This is a Passport training that specifically covers the setup and programming of the Verifone Commander E found at BP locations. Training covers minimum software and hardware requirements as well as any required setup procedures. The training material is heavily focused on the Commander equipment and requirements.

**Course ID:** GLPSWUSCOMM01

**Class ID:** 00004200

**Delivery Method:** Web-Based

**Estimated Duration:** 120 Minutes

**LMS Fee:** \$350 USD



**Prerequisites:**

- API Safety Certification (Status = Acquired)
- *Previously held certification:* Passport Technical Training - U.S. Canada or Passport Technicians Recertification

Class Details

Module Name	Requirement	Attempts	Passing Score
BP Commander E	Required	Unlimited	N/A
PCIPA-DSS Installation Practices	Required	Unlimited	N/A
Commander E Introduction	Required	Unlimited	N/A
BP Site Controller Hardware Module	Required	Unlimited	N/A
Commander Software Installation	Required	Unlimited	N/A
Commander E BP EZR	Required	Unlimited	N/A
Commander E - BP Network Configuration	Required	Unlimited	N/A
Commander E BP PIN Pad	Required	Unlimited	N/A
Passport BP Commander Exam	Required	3	80%

## Quick Links for Self-Enrollment



COURSE LINK

CLASS LINK



### Upon Successful Completion, Certification(s) Acquired:

Certification Name	Length of Certification
Passport BP Commander E	Evergreen

# Passport Express Lane Self-Checkout

**Course Description:** This training is for the Self-Checkout version of Passport.

**Course ID:** GLPOSXLWUS02

**Class ID:** 00010765

**Delivery Method:** Web-Based

**Estimated Duration:** 30 Minutes

**LMS Fee:** \$0 USD



- Prerequisites:**
- API Safety Certification (Status = Acquired)
  - *Previously held certification:* Passport Technical Training - U.S. Canada or Passport Technicians Recertification

## Class Details

Module Name	Requirement	Attempts	Passing Score
PassportExpress Lane Self-Checkout Technical Training	Required	Unlimited	N/A

## Quick Links for Self-Enrollment



COURSE LINK

CLASS LINK



### Upon Successful Completion, Certification(s) Acquired:

Certification Name	Length of Certification
--------------------	-------------------------

**NO CERTIFICATION GRANTED**

# Passport Instructor-Led Course

**Course Description:** This is the instructor-led course for Passport Point-of-Sale system. This course is a 5.5-day classroom training required for a first-time certification for Gilbarco Passport Point-of-Sale System.

**Course ID:** GLPSBUS23

**Class ID:** Varies by date/location

**Delivery Method:** Instructor-Led

**Estimated Duration:** 5.5 Days

**LMS Fee:** Refer to Certified Trainer for course pricing



- Prerequisites:**
- API Safety Certification (Status = Acquired)
  - Successful Completion of "Passport POS Pre-Course" (ID GLPSBUS20-PRE)

## Additional Resources/Attachments

Passport Participant Files

Attached to the course in Saba LMS, includes: Passport Participant Guide, Passport Tips, MDE List, and other documents.

Certified Trainer will provide additional resources for the classroom (PowerPoint, Videos, & Demonstrations)

**Note:** No course link or class link is provided for this catalog item. The enrollment responsibility falls on the Certified Trainer (CT). You are not able to self-enroll into this course.

Please email [technical.training@gilbarco.com](mailto:technical.training@gilbarco.com) for information on available classes or contact your nearest known training facility for class offerings.

# Class Content/Details

## Module One

Introduction  
Extranet

Pre-Course Review  
Equipment Setup

## Module Two

PX60 vs PX68

Hardware vs. Software Issues

Event Viewer

Scanning & Restoring Databases

Snapshot

## Module Three

Router Programming  
(Secure Zone Router)

LAN Communication

Programming Software

Security

Software Upgrade  
(V20.01 to V21.02)

Clean Image vs. Reimage

Rebranding

Third Party Integration

Insite 360

## Module Four

Field Replacement Equipment  
vs. Repairable Equipment  
PIN Pad

Peripheral Troubleshooting

EDH2/2C Troubleshooting

## Module Five

Network Troubleshooting  
Review and Final Exam

Lost SMR & Disabling Security  
Final Class Exercise on Equipment

LMS Module Name	Requirement	Attempts	Passing Score
Lost SMR & Disabling Security Video	Optional	Unlimited	N/A
Enabling Security Video	Optional	Unlimited	N/A
Pinging the EDH Video	Optional	Unlimited	N/A
Passport Technician Certification Final Exam	Required	2	85%



### Upon Successful Completion, Certification(s) Acquired:

Certification Name	Length of Certification
Passport Technical Training - U.S.	1 Year from Date of Completion

### Recertification Information

Course Name	Course ID	Price	Length of Renewal
Passport Technician Recertification	GLPRWUS21	\$150	1 Year from Date of Completion

# Passport POS Pre-Course

**Course Description:** This is the first step to getting Passport certified and this course is a prerequisite for attending the Instructor-Led Passport training. This course includes basic computer training, introduction to Passport hardware, and some networking and security training related to the use of Passport software and hardware.

**Course ID:** GLPSBUS20-PRE

**Class ID:** 0000011603

**Delivery Method:** Web-Based

**Estimated Duration:** 4 Hours

**LMS Fee:** \$350 USD



**Prerequisites:** • API Safety Certification (Status = Acquired)

Class Details	Module Name	Requirement	Attempts	Passing Score
	Basic Hardware Knowledge	Required	Unlimited	N/A
	Basic Computer Skills	Required	Unlimited	N/A
	Networking Basics	Required	Unlimited	N/A
	Introduction to Passport	Required	Unlimited	N/A
	Basic Passport Hardware	Required	Unlimited	N/A
	Passport Extranet Training	Required	Unlimited	N/A
	Software Installation Module	Required	Unlimited	N/A
	Passport Network Setup & LAN	Required	Unlimited	N/A
	Passport System Maintenance	Required	Unlimited	N/A
	Passport System Security	Required	Unlimited	N/A
	Passport Site Survey	Required	Unlimited	N/A
	Passport Technician Pre-Course Exam	Required	3	85%
	Passport Pre-Course Checklist (Manager Evaluation)	Required	N/A	N/A

## Additional Resources/Attachments

MDE-5302 Passport V11.02 Upgrade Instructions  
MDE-5267A PA-DSS Quick Reference: Important Things to Remember  
MDE-3839A Passport System Installation Addendum  
MDE-5303F Passport Software Installation Manual for V11.02 on PX60 Hardware Platforms  
MDE-4910F EDH Connections Manual  
MDE-5100A Cashier Workstation Using the RV042 Firewall Router  
MDE-5101A Combined Cashier and Manager Workstation Using the RV042 Firewall Router  
MDE-4954D Passport Start-up and Service Manual for the Cisco Firewall Router  
MDE-5132A Standalone Manager Workstation Using the RV042 Firewall Router  
MDE-5211B Passport PA-DSS Implementation Guide for Shell  
SP-4047 Passport Module Suites  
MDE-3620 Point of Sale Systems: ite Preparation Manual  
MDE-4910F EDH Connections Manual  
MDE-5412C Passport EDGE Installation and Start-Up Manual  
SL-2522Y Passport EDGE Production Software Kit List  
MDE-4866D Passport Firewall Router Start-Up and Service Manual

## Quick Links for Self-Enrollment



COURSE LINK

CLASS LINK



### Upon Successful Completion, Certification(s) Acquired:

Certification Name

Length of Certification

**NO CERTIFICATION GRANTED**

# Passport Technician Recertification

**Course Description:** This course includes Passport V20, Passport Express Lane Self-Checkout, and Secure Zone Router modules required for review. There are optional Passport "General" modules centered towards V20 to review. The final exam includes questions from all sections including the optional modules.

**Course ID:** GLPSWBUS23

**Class ID:** 0000017029

**Delivery Method:** Web-Based

**Estimated Duration:** 4 Hours

**LMS Fee:** \$160



- Prerequisites:** • API-POST Certification (Status = Acquired)  
• Passport Technical Training - U.S. Canada or Passport Technician Recertification

Class Details	Module Name	Requirement	Attempts	Passing Score
	Passport Introduction	Optoinal	Unlimited	N/A
	Passport - Handling the Site	Optional	Unlimited	N/A
	Passport - Software Image Control Panel	Optional	Unlimited	N/A
	Passport - Software Help Menu	Optional	Unlimited	N/A
	Passport - Software Security Manager	Optional	Unlimited	N/A
	Passport - Hardware	Optional	Unlimited	N/A
	Passport - Configuration	Optional	Unlimited	N/A
	Secure Zone Router - Introduction	Required	Unlimited	N/A
	Secure Zone Router - Training Module	Required	Unlimited	N/A
	Secure Zone Router Technician Information	Required	Unlimited	N/A
	Passport Express Lane Self-Checkout	Required	Unlimited	N/A
	Passport V20.0X	Required	Unlimited	N/A
	Passport Technician Recertification Exam	Required	3	85%

**Course Link:** [Click HERE](#)

**Class Link:** [Click HERE](#)

## Additional Resources/Attachments

Passport Recertification Participant Guide

### Upon Successful Completion, Certification(s) Acquired:

Certification Name	Length of Certification
Passport Technical Training - US	1 Year from Date of Completion





# Passport V20.0X

**Course Description:** This training covers Passport version 20 which covers the hardware changes to solid state drives and changes in the installation, activation, and upgrade process.

**Course ID:** GLPSWUS20

**Class ID:** 0000012325

**Delivery Method:** Web-Based

**Estimated Duration:** 30 Minutes

**LMS Fee:** \$0



- Prerequisites**
- API Safety Certification (Status = Acquired)
  - *Previously held certification:* Passport Technical Training - U.S. Canada or Passport Technicians Recertification

## Class Details

Module Name	Requirement	Attempts	Passing Score
Passport V20.0X	Required	Unlimited	N/A

## Quick Links for Self-Enrollment



COURSE LINK

CLASS LINK



### Upon Successful Completion, Certification(s) Acquired:

Certification Name	Length of Certification
--------------------	-------------------------

**NO CERTIFICATION GRANTED**



# Secure Zone Router

**Course Description:** This course covers the pre-activation, registration and installation of the Secure Zone Router and its managed switch.

**Course ID:** GLSZWUS1

**Class ID:** 00007182

**Delivery Method:** Web-Based

**Estimated Duration:** 60 Minutes

**LMS Fee:** \$65 USD



- Prerequisites:**
- API Safety Certification (Status = Acquired)
  - Passport Technical Training - U.S. Canada or Passport Technicians Recertification (Status = Acquired)

## Class Details

Module Name	Requirement	Attempts	Passing Score
Secure Zone Router Introduction	Required	Unlimited	N/A
Secure Zone Router Technician Information	Required	Unlimited	N/A
Secure Zone Router	Required	Unlimited	N/A
Secure Zone Router - Final Exam	Required	3	85%

## Quick Links for Self-Enrollment



COURSE LINK

CLASS LINK



### Upon Successful Completion, Certification(s) Acquired:

Certification Name	Length of Certification
Secure Zone Router	Evergreen

# How to Become Gilbarco Certified on the Standalone EDH and Receive the Equipment Needed to Provide Service and Support

## Overview

Each technician that will service and support the Standalone EDH must be Gilbarco certified. To become certified, the technician must enroll and successfully complete all Standalone EDH course requirements. Upon successfully completing the course requirements, the technician must provide name, address, and phone number to the Gilbarco Training department. This information will be used to register the technician on the secure MagTek portal, which is needed to service Standalone EDH locations in the field. In addition, this information will be used when shipping equipment to the technician.

## Training

### Required Courses

- (GLSAWUSFC01) Standalone EDH Field Course - 0313
- (GLSAWUS01) Standalone EDH Core – 0213

- I. First, register and pay for course **(GLSAWUSFC01) Standalone EDH Field Course – 0313**.

**How to order/register for training online:** <https://gilbarco.sabacloud.com>

- 1) Log in to SABA and select the “**Me**” tab.
- 2) Select “**Actions**” and then select “**Add Learning**”.
- 3) Search for “**Standalone EDH**”.
- 4) Select the arrow icon from the **Action** column next to the class you would like to order.
- 5) Once the course shows up in the **Selected Learning** column, select **Add to Plan**.  
You will receive a message that your learning event has been assigned. If you do not have the required pre-requisites to take the course, you will receive an alert.
- 6) Once you are back on your “**Me**” tab, find the course that you selected and select “**View Classes**”.
- 7) Select “**Buy Now**” then enter your payment information. The course will now be in your learning plan.
- 8) Click “**Launch**” to start the course.

## IMPORTANT

Once you have successfully completed course **(GLSAWUSFC01) Standalone EDH Field Course – 0313**, register for course **(GLSAWUS01) Standalone EDH Core – 0213**.

- You must successfully complete **(GLSAWUSFC01) Standalone EDH Field Course – 0313** before you can enroll in **(GLSAWUS01) Standalone EDH Core – 0213**.

- II. Once both required courses are successfully completed, the technician will need to contact the Gilbarco EDH Support Team at the following email: [EDHSupport@gilbarco.com](mailto:EDHSupport@gilbarco.com) to be registered into the secure MagTek portal and so that the needed equipment (activation card & card reader) can be shipped to the correct location:

<b>First Name:</b>	
<b>Last Name:</b>	
<b>Middle Name:</b>	<i><u>(Optional)</u></i>
<b>Street:</b>	<i><u>(Can be Office Address)</u></i>
<b>City:</b>	
<b>State:</b>	
<b>Zip:</b>	
<b>Phone:</b>	<i><u>(Can be Office Number)</u></i>
<b>Email:</b>	<i><u>*** This must be a personal email address that is easily accessible by the technician. (The email address submitted cannot be a generalized company email account) ***</u></i>
<b>Availability</b>	<i>Date and time available to be on a Computer to complete registration. (Monday-Friday 8:30am – 6:30pm EST)</i>

- III. The technician will then receive a confirmation email from [EDHSupport@gilbarco.com](mailto:EDHSupport@gilbarco.com) once they have been added into portal and to confirm availability for next step in process.
- IV. Gilbarco EDH Support Team will start Activation process for new card that will be assigned to Standalone EDH Certified Technician during time technician stated they will be available.
- V. Technician will receive an email from [OTPMagensa@magensa.net](mailto:OTPMagensa@magensa.net) like the following:

**From:** [OTPMagensa@magensa.net](mailto:OTPMagensa@magensa.net) <[OTPMagensa@magensa.net](mailto:OTPMagensa@magensa.net)>  
**Sent:** Tuesday, August 23, 2022 3:08 PM  
**To:**  
**Subject:** Initialize Card

[Click here to initialize your card](#)

- VI. Once that email has been received please forward it to: [EDHSupport@gilbarco.com](mailto:EDHSupport@gilbarco.com) with one of three options. In that Forwarded email, You can:
- Send your preferred Password.
  - Request the EDH Support Team can create a Password.
  - Depending on available tools request a remote session to allow techs to input password themselves.
- VII. EDH Support Team will complete activation of card and confirm sign on ability. An activated card and card reader will then be shipped to the technician. Please allow 5 to 10 business days before the arrival of the equipment.

\*\*\*\*\* Please note thumb drives are no longer shipped as part of certification completion, those thumb drives are now Orderable parts. **Refer to Service Bulletin #3010 for part number** \*\*\*\*\*

R

**Red Jacket**

# Red Jacket Control Boxes

**Course Description:** This course covers the features and basic installation procedure for three Red Jacket control boxes: Standard Control Box, IQ Control Box, and Isotrol Control Box.

**Course ID:** RJC BWUS23

**Class ID:** 0000017924

**Delivery Method:** Web-Based

**Estimated Duration:** 1 Hour

**LMS Fee:** \$50



- Prerequisites:**
- API Safety or POST Safety Certification (Status = Acquired) **or** API-POST Certification (Status = Acquired) Safety Certified (API or POST)
  - Red Jacket Installer Certification

## Class Details

Module Name	Requirement	Attempts	Passing Score
Red Jacket Control Boxes: Standard Control Box	Required	Unlimited	N/A
Red Jacket Control Boxes: IQ Control Box	Required	Unlimited	N/A
Red Jacket Control Boxes: Isotrol Control Box	Required	Unlimited	N/A
Red Jacket Control Boxes Exam	Required	3	85%

## Quick Links for Self-Enrollment



COURSE LINK

CLASS LINK

## Additional Resources/Attachments

IQ Control Box Installation and Owner's Manual (D051-330)

Isotrol™ Control Box Installation (D051-329)

## Upon Successful Completion, Certification(s) Acquired:

Certification Name

Length of Certification

NO CERTIFICATION GRANTED



# Red Jacket DEF Pump

**Course Description:** This training gives an overview of the Red Jacket DEF pump, its components, installation, and startup.

**Course ID:** RJDEFWUS20

**Class ID:** 00003212

**Delivery Method:** Web-Based

**Estimated Duration:** 30 Minutes

**LMS Fee:** \$0



**Prerequisites:** • API Safety or POST Safety Certification (Status = Acquired) **or** API-POST Certification (Status = Acquired)

## Class Details

Module Name	Requirement	Attempts	Passing Score
Red Jacket DEF Pump	Required	Unlimited	N/A
Red Jacket DEF Pump Exam	Required	3	80%

## Quick Links for Self-Enrollment



COURSE LINK

CLASS LINK



Upon Successful Completion, Certification(s) Acquired:	
Certification Name	Length of Certification
Red Jacket DEF	2 Years from Date of Completion

# Red Jacket Line Leak Detector Recertification

**Course Description:** This course provides an overview of the configuration, operation, and testing of Red Jacket Mechanical Leak Detectors in fueling applications. This is a recertification course for the Red Jacket Mechanical Line Leak Detector certification.

**Course ID:** RJMLRWUS40

**Class ID:** 00003213

**Delivery Method:** Web-Based

**Estimated Duration:** 60 Minutes

**LMS Fee:** \$50 USD



## Mechanical Line Leak Detector Recertification

- Prerequisites:**
- API Safety or POST Safety Certification (Status = Acquired)
  - Previous Successful Completion of "Red Jacket Mechanical Line Leak Detectors" (ID RJMLRWUS40)

### Class Details

Module Name	Requirement	Attempts	Passing Score
MLLD Overview	Required	Unlimited	N/A
MLLD Environmental Conditions	Required	Unlimited	N/A
MLLD Configuration	Required	Unlimited	N/A
Red Jacket Mechanical Line Leak Detectors Exam	Required	5	85%

### Quick Links for Self-Enrollment



COURSE LINK

CLASS LINK



### Upon Successful Completion, Certification(s) Acquired:

Certification Name	Length of Certification
RJ Mechanical Line Leak Detectors - U.S. Canada	2 Years from Date of Completion



# Red Jacket Mechanical Line Leak Detectors

**Course Description:** This course provides an overview of the configuration, operation, and testing of Red Jacket Mechanical Leak Detectors in fueling applications.

**Course ID:** RJMLWUS40

**Class ID:** 00003217

**Delivery Method:** Web-Based

**Estimated Duration:** 60 Minutes

**LMS Fee:** \$175 USD



**Prerequisites:** • API Safety or POST Safety Certification (Status = Acquired)

### Class Details

Module Name	Requirement	Attempts	Passing Score
MLLD Overview	Required	Unlimited	N/A
MLLD Environmental Conditions	Required	Unlimited	N/A
MLLD Configuration	Required	Unlimited	N/A
Red Jacket Mechanical Line Leak Detectors Exam	Required	5	85%

### Quick Links for Self-Enrollment



COURSE LINK

CLASS LINK



Upon Successful Completion, Certification(s) Acquired:	
Certification Name	Length of Certification
RJ Mechanical Line Leak Detectors - U.S. Canada	2 Years from Date of Completion

Recertification Information			
Course Name	Course ID	Price	Length of Renewal
Red Jacket Line Leak Detector Recertification	RJMLRWUS40	\$25 USD	2 Years from Date of Completion

# Red Jacket Installer Certification

**Course Description:** This course introduces the 4-inch Red Jacket Submersible Turbine Pump and covers installation procedures of that product.

**Course ID:** RJPIWUS23

**Class ID:** 0000017268

**Delivery Method:** Web-Based

**Estimated Duration:** 3 Hours

**LMS Fee:** \$175



**Prerequisites:** • API Certification (Status = Acquired) or POST Certification (Status = Acquired)

## Class Details

Module Name	Requirement	Attempts	Passing Score
Red Jacket Installer: Introduction	Required	Unlimited	N/A
Red Jacket 4" Submersible Turbine Pump Installation	Required	Unlimited	N/A
Red Jacket Control Boxes: Standard Control Box	Required	Unlimited	N/A
Red Jacket Control Boxes: IQ Control Box	Required	Unlimited	N/A
Red Jacket Control Boxes: Isotrol Control Box	Required	Unlimited	N/A
Red Jacket Products Exam	Required	3	85%

## Quick Links for Self-Enrollment



COURSE LINK

CLASS LINK

## Additional Resources/Attachments

The Red Jacket, The Red Jacket AG, Red Armor™ Submersible Turbine Pumps Installation, Service & Parts Lists  
Manual No. 577013-830



## Upon Successful Completion, Certification(s) Acquired:

Certification Name	Length of Certification
RJ Product Line - U.S. Canada	2 Years

# Red Jacket Products Recertification

**Course Description:** This course covers the features and basic installation procedure for the 4-inch Red Jacket Submersible Turbine Pump, and three Red Jacket control boxes: Standard Control Box, IQ Control Box, and Isotrol Control Box.

**Course ID:** RJRECWUS23

**Class ID:** 0000017268

**Delivery Method:** Web-Based

**Estimated Duration:** 3 Hours

**LMS Fee:** \$50



**Prerequisites:** • Safety Certified (API or POST)

## Class Details

Module Name	Requirement	Attempts	Passing Score
Red Jacket Installer: Introduction Module	Optional	Unlimited	N/A
The Red Jacket STP Installation Module	Optional	Unlimited	N/A
Red Jacket Control Boxes: Standard Control Box	Required	Unlimited	N/A
Red Jacket Control Boxes: IQ Control Box	Required	Unlimited	N/A
Red Jacket Control Boxes: Isotrol Control Box	Required	Unlimited	N/A
Red Jacket Products Exam	Required	3	80%

## Quick Links for Self-Enrollment

[COURSE LINK](#)

[CLASS LINK](#)

## Additional Resources/Attachments

IQ Control Box Installation and Owner's Manual (D051-330)

Isotrol™ Control Box Installation (D051-329)

The Red Jacket, The Red Jacket AG, Red Armor™ Submersible Turbine Pump Installation, Service, & Parts Lists  
Manual No. 577013-830



### Upon Successful Completion, Certification(s) Acquired:

Certification Name	Length of Certification
RJ Product Line - U.S. Canada	2 Years



**Veeder-Root**

# ATG Operability Testing Certification

**Course Description:**

This course covers standard Operability Testing procedures for the Veeder-Root ATG system. It lists the requirement for tank system owners/operators to confirm the proper operation of their electronic and mechanical devices that supply release detection, at least annually, in accordance with manufacturer's instructions. You will find details on methods to test, identify, and report technical issues with the Veeder-Root ATG systems when conducting the required annual certification.

*This course does not certify you to install or perform other maintenance on Veeder-Root ATG systems. Completion of this course provides the necessary certification to perform operability and compliance testing.*

**Course ID:** VROP1WUS22

**Class ID:** 0000016211

**Delivery Method:** Web-Based

**Estimated Duration:** 5 Hours

**LMS Fee:** \$200



**Prerequisites:** • API Safety or POST Safety Certification (Status = Acquired)

Class Details	Module Name	Requirement	Attempts	Passing Score
	Background Knowledge for Operability Testers	Required	Unlimited	N/A
	ATG Operability Testing Certification	Required	Unlimited	N/A
	ATG Operability Testing Certification Exam	Required	3	85%

**Additional Resources/Attachments**

577013-814 Line Leak Detection Systems, UST Leak Detection Equipment, Mag Sump Sensor, and Other Sensors Operability Testing Guide  
Annual Automatic Tank Gauge Inspection and Certification Form

## Quick Links for Self-Enrollment



COURSE LINK

CLASS LINK



**Upon Successful Completion, Certification(s) Acquired:**

Certification Name	Length of Certification
Veeder-Root ATG Operability Tester Certification	2 years

# Operability Testing for ATG Certified Technicians

**Course Description:** This course covers standard Operability Testing procedures for the Veeder-Root ATG system. It lists the requirement for tank system owners/operators to confirm the proper operation of their electronic and mechanical devices that supply release detection, at least annually, in accordance with manufacturer’s instructions. You will find details on methods to test, identify, and report technical issues with Veeder-Root ATG systems when conducting the required annual certification.  
*This course is an abridged version of ATG Operability Testing Certification for those who already hold ATG Technician Certification and assumes familiarity with the ATG system.*

**Course ID:** VROP2WUS22

**Class ID:** 0000016222

**Delivery Method:** Web-Based

**Estimated Duration:** 2 Hours

**LMS Fee:** \$0



- Prerequisites:**
- API Safety or POST Safety Certification (Status = Acquired)
  - Veeder-Root Installer - North America **AND** one of the following:
  - Veeder-Root TLS-3XX Technician - North America OR Veeder-Root ATG Technician Certification

Class Details

Module Name	Requirement	Attempts	Passing Score
ATG Operability Testing for Technicians	Required	Unlimited	N/A
ATG Operability Testing Certification Exam	Required	3	85%

## Quick Links for Self-Enrollment



COURSE LINK

CLASS LINK



Upon Successful Completion, Certification(s) Acquired:	
Certification Name	Length of Certification
Veeder-Root ATG Operability Tester Certification	2 years

# VeederTEC ATG Installer

**Course Description:** This new course covers installation of Veeder-Root's Automatic Tank Gauge console and system. Topics covered include: background knowledge, safety, hardware, installation procedures, and features of the console (both included and with software upgrades.

**Course ID:** VRTECINSTALL

**Class ID:** 0000012987

**Delivery Method:** Web-Based

**Estimated Duration:** 6 Hours

**LMS Fee:** \$250 USD



**Prerequisites:** • API Safety or POST Safety Certification (Status = Acquired)

Class Details	Module Name	Requirement	Attempts	Passing Score
	Module 1: <b>Introduction</b>	Required	Unlimited	N/A
	Module 2: <b>Safety</b>	Required	Unlimited	N/A
	Module 3: <b>Hardware</b>	Required	Unlimited	N/A
	Module 4: <b>Automatic Tank Gauge Installation</b>	Required	Unlimited	N/A
	Module 5: <b>Vocab Review &amp; Features of the ATG System</b>	Required	Unlimited	N/A
	<b>VeederTEC ATG Installer Exam</b>	Required	3	85%

## Quick Links for Self-Enrollment



COURSE LINK

CLASS LINK



### Upon Successful Completion, Certification(s) Acquired:

Certification Name	Length of Certification
Veeder-Root Installer - North America	Evergreen



# VeederTEC ATG Technician Certification

**Course Description:** This course prepares trainees to setup and service Veeder-Root ATG Consoles through a self-paced format that includes simulated interaction with a TLS-4XX gauge. Content covers theory, hardware, console setup, reports, diagnostics, basic troubleshooting, and maintaining software. A final module includes basic diagnostics and troubleshooting on the TLS-3XX consoles. Completion of this course and installer provides the necessary certification to perform operability/compliance testing

**Course ID:** VRTECWUS20

**Class ID:** 0000013207

**Delivery Method:** Web-Based

**Estimated Duration:** 12 Hours

**LMS Fee:** \$520 USD



**Prerequisites:**

- API Safety or POST Safety Certification (Status = Acquired)
- VeederTEC ATG Installer

Class Details	Module Name	Requirement	Attempts	Passing Score
	Module 1: <b>ATG Hardware, Theory, and Orientation to the Console</b>	Required	Unlimited	N/A
	Module 2: <b>Setup Wizard</b>	Required	Unlimited	N/A
	Module 3: <b>Reports</b>	Required	Unlimited	N/A
	Module 4: <b>Diagnostics</b>	Required	Unlimited	N/A
	Module 5: <b>Software Maintenance</b>	Required	Unlimited	N/A
	Module 6: <b>TLS-350 Diagnostics and Troubleshooting</b>	Required	Unlimited	N/A
	<b>VeederTEC ATG Technician Certification Exam</b>	Required	3	85%

## Quick Links for Self-Enrollment



COURSE LINK

CLASS LINK



### Upon Successful Completion, Certification(s) Acquired:

Certification Name	Length of Certification
Veeder-Root ATG Technician	2 Years from Date of Completion



# VeederTEC HydrX Install and Service

**Course Description:** This course prepares Veeder-Root ATG Certified Technicians to Install and Service the HydrX™ Fuel Conditioning System. Users will become familiarized with all primary components of the HydrX System, including: the 250D, the Fuel Conditioner, the Water Intake Device, and Guide Tube.

**Course ID:** VRTHXWUS21

**Class ID:** 0000013783

**Delivery Method:** Web-Based

**Estimated Duration:** 1 Hour

**LMS Fee:** \$35 USD



- Prerequisites:**
- API Safety or POST Safety Certification (Status = Acquired)
  - Veeder-Root Installer - North America **AND** one of the following:
  - *Previously held certification:* Veeder-Root TLS-3XX Technician - North America OR Veeder-Root ATG Technician

## Class Details

Module Name	Requirement	Attempts	Passing Score
VeederTEC HydrX Install and Service	Required	Unlimited	N/A

## Quick Links for Self-Enrollment



COURSE LINK

CLASS LINK



Upon Successful Completion, Certification(s) Acquired:	
Certification Name	Length of Certification

No Certification Issued

# VeederTEC TLS-450 to 450PLUS Migration

**Course Description:** This course covers the procedures needed to convert a TLS-450 ATG console to a TLS-450PLUS.

**Course ID:** VRMIWBUS21

**Class ID:** 0000014524

**Delivery Method:** Web-Based

**Estimated Duration:** 1 Hours

**LMS Fee:** \$0



- Prerequisites:**
- API Safety or POST Safety Certification (Status = Acquired) **AND** one of the following:
  - Veeder-Root Installer - North America (**Acquired**)
  - Veeder-Root ATG Technician (**Acquired**)

Class Details	Module Name	Requirement	Attempts	Passing Score
	Lesson 1: Introduction	Required	Unlimited	N/A
	Lesson 2: Database Backup	Required	Unlimited	N/A
	Lesson 3: Prep the Console	Required	Unlimited	N/A
	Knowledge Checks	Required	Unlimited	N/A

## Quick Links for Self-Enrollment



COURSE LINK

CLASS LINK



Upon Successful Completion, Certification(s) Acquired:	
Certification Name	Length of Certification

No Certification Issued

# VeederTEC: Upgrading a TLS-350 to a TLS-450PLUS

**Course Description:** This course covers how to remove an existing TLS-350 console in order to replace and upgrade it to a TLS-450PLUS. Included in the course are safety precautions and warnings, removal procedures for the TLS-350, and installation procedures for the TLS-450PLUS.

**Course ID:** VRUPWUS22

**Class ID:** 0000016210

**Delivery Method:** Web-Based

**Estimated Duration:** 1 Hour

**LMS Fee:** \$0



- Prerequisites:**
- API Safety or POST Safety Certification (Status = Acquired)
  - Veeder-Root Installer - North America **AND** one of the following:
  - *Previously held certification:*  
Veeder-Root TLS-3XX Technician - North America OR  
Veeder-Root ATG Technician Certification

## Class Details

Module Name	Requirement	Attempts	Passing Score
Upgrading a TLS-350 Console to a TLS-450PLUS Console	Required	Unlimited	N/A

## Additional Resources/Attachments

- 577014-074 TLS-350 To TLS-450PLUS Console Upgrade Instructions
- 577014-073 TLS-450PLUS Site Prep and Installation Manual

## Quick Links for Self-Enrollment



COURSE LINK

CLASS LINK



## Upon Successful Completion, Certification(s) Acquired:

Certification Name

Length of Certification

**No Certification Issued**

# Veeder-Root ATG Certification

**Course Description:** This is an instructor-led training that covers the ATG theory and covers TLS-3XX series and TLS-4XX series consoles. The online registration contains web-based videos along with instructor-led facilitation. The certification acquired from this course was formerly referred to as Level 2/3.

*Completion of this course and installer provides the necessary certification to perform operability/compliance testing.*

**Course ID:** VRATGBUS15

**Class ID:** Varies by date/location

**Delivery Method:** Instructor-Led

**Estimated Duration:** 4 Days

**LMS Fee:** Refer to Certified Trainer for course pricing



- Prerequisites:**
- API Safety or POST Safety Certification (Status = Acquired)
  - Veeder-Root Installer - North America

## Additional Resources/Attachments

Certified Trainer will provide additional resources for the classroom (PowerPoint, Videos, & Demonstrations)

Veeder-Root ATG Syllabus

577014-048 Rev B TLS-450 To TLS-450PLUS Console Upgrade Instructions

577014-073 - TLS-450PLUS Console Site Prep and Installation Manual

577014-072 - TLS-450PLUS Operator's Quick Help

577013-940 Rev. F TLS-450 Setup and Operation Screens Manual

577014-034 Rev C - TLS4 Quick Start Guide

Thermal Contraction Troubleshooting Guide

332812-xxx TLS-450Plus Universal Sensor/Probe Interface Module (USM)

DPLLD, PLLD or WPLLD Troubleshooting Guide

**Note:** No course link or class link is provided for this catalog item. The enrollment responsibility falls on the Certified Trainer (CT). You are not able to self-enroll into this course.

Please email [technical.training@gilbarco.com](mailto:technical.training@gilbarco.com) for information on available classes or contact your nearest known training facility for class offerings.

## Class Details

Module Name	Requirement	Attempts	Passing Score
ATG Hardware, Theory, & Orientation to Console	Required	Unlimited	N/A
PLLD	Required	Unlimited	N/A
TLS-350 Final Exam	Required	Unlimited	N/A
TLS-450 Plus Hardware	Required	Unlimited	N/A
TLS-450 Plus Installation	Required	Unlimited	N/A
Converting TLS-450 to TLS-450 Plus (7 videos)	Required	Unlimited	N/A
TLS4c-i & TLS4 Installation	Required	Unlimited	N/A
System Navigation (3 videos)	Required	Unlimited	N/A
System Reports (6 videos)	Required	Unlimited	N/A
TLS-450 Plus HomeScreen	Required	Unlimited	N/A
TLS-450 Plus Setup Process (6 videos)	Required	Unlimited	N/A
Tank Configuration (8 videos)	Required	Unlimited	N/A
Pumps and Lines (4 videos)	Required	Unlimited	N/A
BIR & Communications (8 videos)	Required	Unlimited	N/A
System Admin Programming (3 videos)	Required	Unlimited	N/A
Application Access	Required	Unlimited	N/A
General Setup	Required	Unlimited	N/A
Web Enable Main	Required	Unlimited	N/A
Diagnostics for BIR (3 videos)	Required	Unlimited	N/A
Diagnostics for Devices (5 videos)	Required	Unlimited	N/A
Diagnostics for Line Leak Detection (PLLD)	Required	Unlimited	N/A
General Diagnostic Videos (2 videos)	Required	Unlimited	N/A
Diagnostics for Tanks (2 videos)	Required	Unlimited	N/A
Diagnostics for Remote Download	Required	Unlimited	N/A
TLS-450 Console (5 videos)	Required	Unlimited	N/A
TLS-350 Console (6 videos)	Required	Unlimited	N/A
ATG Certification Exam	Required	2	80%
ATG Task List	Required	Unlimited	N/A



### Upon Successful Completion, Certification(s) Acquired:

Certification Name	Length of Certification
Veeder-Root ATG Technician	2 Years from Date of Completion

### Recertification Information

Course Name	Course ID	Price	Length of Renewal
Veeder-Root ATG Recertification	VRTRWUS60	\$300 USD	2 Years from Date of Completion

# Veeder-Root ATG Recertification

**Course Description:** This is an Online recertification course for ATG theory and covers TLS-3XX series and TLS-4XX series consoles. The course provides optional Online training videos that can be reviewed before completing the required final exam. The certification acquired from completing this course was formerly referred to as Level 4.

**Course ID:** VRTRWUS60

**Class ID:** 00003223

**Delivery Method:** Web-Based

**Estimated Duration:** 3 Hours

**LMS Fee:** \$310 USD



**Prerequisites:**

- API Safety or POST Safety Certification (Status = Acquired)
- *Previously held certification:* Veeder-Root ATG Technician

**NOTE: If certification has expired more than 1 year, student MAY BE REQUIRED to go back through an Instructor-Led class to reacquire "Certified" status.**

## Additional Resources/Attachments

577014-074 - TLS-350 To TLS-450PLUS Console Upgrade Instructions  
577014-072 - TLS-450PLUS Operator's Quick Help  
577013-940 Rev. F TLS-450 Setup and Operation Screens Manual  
577013-954 TLS-450 Series Consoles Board and Software  
577013-918 TLS-450 Console - Troubleshooting Guide  
577014-022 - 8601 Series Console Site Prep Certification Manual  
577014-073 - TLS-450PLUS Console Site Prep and Installation Manual  
577014-076 - TLS-450PLUS Console Board And Software Replacement/Upgrade  
577014-048 - TLS-450 To TLS-450PLUS Console Upgrade Instructions  
577014-078 - TLS-450PLUS Console Hardware Replacement Guide  
577014-075 - TLS-450PLUS Console Troubleshooting Guide  
TLS-450PLUS & TLS4 Setup Help  
577014-058 - TLS4/8601 Series Consoles



## Class Details

Module Name	Requirement	Attempts	Passing Score
TLS-450 Plus Hardware	Optional	Unlimited	N/A
TLS-450 Plus Installation	Optional	Unlimited	N/A
TLS-XB 1-TLS-XB	Optional	Unlimited	N/A
Converting TLS-450 to TLS-450 Plus (7 videos)	Optional	Unlimited	N/A
TLS4c-i & TLS4 Installation	Optional	Unlimited	N/A
System Navigation (3 videos)	Optional	Unlimited	N/A
TLS-450 Plus Setup Process (6 videos)	Optional	Unlimited	N/A
Tank Configuration (8 videos)	Optional	Unlimited	N/A
BIR & Communications (8 videos)	Optional	Unlimited	N/A
System Admin Programming (3 videos)	Optional	Unlimited	N/A
System Reports (6 videos)	Optional	Unlimited	N/A
Diagnostics for BIR (3 videos)	Optional	Unlimited	N/A
Diagnostics for Devices (5 videos)	Optional	Unlimited	N/A
Diagnostics for Line Leak Detection (PLLD)	Optional	Unlimited	N/A
General Diagnostic Videos (2 videos)	Optional	Unlimited	N/A
Diagnostics for Tanks (2 videos)	Optional	Unlimited	N/A
Diagnostics for Remote Download	Optional	Unlimited	N/A
TLS-450 Console (5 videos)	Optional	Unlimited	N/A
ATG Certification Exam	Required	3	80%

## Quick Links for Self-Enrollment



COURSE LINK

CLASS LINK



### Upon Successful Completion, Certification(s) Acquired:

Certification Name	Length of Certification
Veeder-Root ATG Technician	2 Years from Date of Completion

# Veeder-Root Vapor Products

**Course Description:** This is the recertification course for Veeder-Root ISD-PMC-CCVP Certification - North America certification. It contains training for ISD, CCVP, operability testing, pressure sensor, and TLS RF wireless equipment.

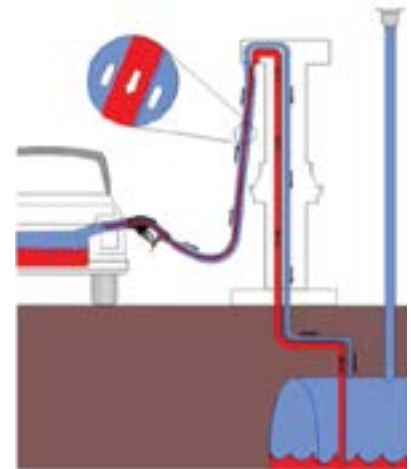
**Course ID:** VRCAWUS10

**Class ID:** 00003240

**Delivery Method:** Web-Based

**Estimated Duration:** 3 Hours

**LMS Fee:** \$30 USD



- Prerequisites:**
- API Safety or POST Safety Certification (Status = Acquired)
  - Successful Completion of "VR ISD Certification Course" (ID VRISCUS11)

## Additional Resources/Attachments

577013-401 TLS Consoles Point-of-Sale (POS) - Application Guide

577013-800 In-Station Diagnostics (ISD) - Install, Setup, & Operation Manual

577013-937 In-Station Diagnostics (ISD) Install, Setup & Operation Manual for VST ECS Membrane Processors

577013-801 Pressure Management Control Install, Setup and Operation Manual - For VST Processors

577013-842 ISD Quick Reference Guide

577013-819 In-Station Diagnostics (ISD) - Troubleshooting Guide

577013-920 Carbon Canister Vapor Polisher Installation and Maintenance Guide

577013-797 Pressure Sensor - Installation Guide

577013-796 ISD Vapor Flow Meter - Installation Guide

In-Station Diagnostics System MSR

577013-916 ISD Balance Vapor Flow Meter Installation Guide

VR 203 - Exhibit 11

VR 204 - Exhibit 12

MSR 08 04 A Components to support PMC & ISD for Vapor Systems Technologies' EVR sites

## Quick Links for Self-Enrollment



COURSE LINK

CLASS LINK



## Class Details

Module Name	Requirement	Attempts	Passing Score
ISD - 1 Course Introduction	Optional	Unlimited	N/A
ISD - 2 Equipment Overview and Installation	Optional	Unlimited	N/A
Carbon Canister Installation	Optional	Unlimited	N/A
ISD - 3 Module Installation and Setup	Optional	Unlimited	N/A
ISD - 4 Operational Reports	Optional	Unlimited	N/A
ISD - 5 Warnings, Alarms and Troubleshooting	Optional	Unlimited	N/A
Operability Testing	Optional	Unlimited	N/A
CCVP - 1 Balance Overview	Optional	Unlimited	N/A
CCVP - 2 Installation and Setup	Optional	Unlimited	N/A
CCVP - 3 Maintenance	Optional	Unlimited	N/A
CCVP - 4 Operation and Operational Reports	Optional	Unlimited	N/A
CCVP - 5 Warnings, Alarms and Troubleshooting	Optional	Unlimited	N/A
CCVP - 6 Operability Testing	Optional	Unlimited	N/A
Pressure Sensor and Operability Testing	Optional	Unlimited	N/A
Exhibit 11 & 12	Optional	Unlimited	N/A
ISD 1.03	Optional	Unlimited	N/A
TLS Wireless Overview	Optional	Unlimited	N/A
TLS RF Console Wiring	Optional	Unlimited	N/A
Data Wiring - RF to TLS	Optional	Unlimited	N/A
Receiver Installation	Optional	Unlimited	N/A
Wireless - Wiring Receiver to RF Box	Optional	Unlimited	N/A
Transmitter Installation	Optional	Unlimited	N/A
Wireless - Connecting Cables to Transmitter	Optional	Unlimited	N/A
Wireless - Repeater Installation	Optional	Unlimited	N/A
Network Setup	Optional	Unlimited	N/A
ISD 1.04	Optional	Unlimited	N/A
Vapor Products Exam	Required	4	80%



### Upon Successful Completion, Certification(s) Acquired:

Certification Name	Length of Certification
VR Vapor Products - U.S.	2 Years from Date of Completion

# TLS-450 PLUS Enhanced Vapor Recovery ISD/PMC System

**Course Description:** Hands-on, in-person training for TLS-450PLUS systems with ISD and PMC applications.


**Course ID:** VRISCUS23

**Class ID:** Varies by date/location

**Delivery Method:** Instructor-Led

**Estimated Duration:** 1 Day

**LMS Fee:** Refer to Certified Trainer for course pricing



- Prerequisites:**
- API Safety or POST Safety Certification (Status = Acquired)
  - Veeder-Root Certified Technician (Status = Acquired)
  - Veeder-Root Vapor Products (VRCWUS10) Recommended

## Classroom Content Details

- Introduction
- TLS-350 Update
- TLS-450 PLUS Review
- ISD / PMC Training
- TLS-450 PLUS ISD & Vapor Polisher (Carbon Canister) Diagnostic Review
- Hands-on In Person Assessment Conducted by Certified Trainer



Upon Successful Completion, Certification(s) Acquired:	
Certification Name	Length of Certification
Veeder-Root TLS-450PLUS EVR	2 Years



**Training in Canada**

# Canadian Dispensing Systems Certification Course

**Course Description:** This is for Canadian region ONLY. This is the instructor-led course for Forecourt (Encore) Dispensing Systems. It's a 5.5-day classroom training required for a first time certification for Gilbarco Dispensing Systems.

**Course ID:** GLDSBCA23

**Class ID:** Varies by date/location

**Delivery Method:** Instructor-Led

**Estimated Duration:** 5.5 Days

**LMS Fee:** Refer to Certified Trainer for course pricing



---

**Prerequisites:**

- POST Safety Certification (Status = Acquired)
- Successful Completion of "Canadian Dispensing Systems Pre-Course" (ID GLDSBCA20-PRE)

---

**Note:** No course link or class link is provided for this catalog item. The enrollment responsibility falls on the Certified Trainer (CT). You are not able to self-enroll into this course.

Please email [technical.training@gilbarco.com](mailto:technical.training@gilbarco.com) for information on available classes or contact your nearest known training facility for class offerings.

## Online Module Details

LMS Module Name	Requirement	Attempts	Passing Score
Programming Intro Homework Quiz	Required	Unlimited	90%
Commissioning Checklist	Required	Unlimited	N/A
End User Training	Required	Unlimited	N/A
Programming Intro	Required	Unlimited	N/A
Intro to EMV	Required	Unlimited	N/A
EMV Troubleshooting	Required	Unlimited	N/A
EMV Service - Canada	Required	Unlimited	N/A
EMV Startup	Required	Unlimited	N/A
Registration and End Users Training Homework	Required	Unlimited	90%
DBox Two Wire	Optional	Unlimited	N/A
HCRS Canada	Required	Unlimited	N/A
Canadian EMV Overview	Required	Unlimited	N/A
Flex Pay IV Overview U.S. Canada	Required	Unlimited	N/A
Level One (Unsecure) Start-up Menus	Required	Unlimited	N/A
FlexPay IV Secure and Unsecure Menus F - Canada	Required	Unlimited	N/A
Level One (Unsecure Menu) Programming for Canada	Required	Unlimited	N/A
Level Two (Secure) Start-up Menus	Required	Unlimited	N/A
M7 Maintenance Tool Update	Required	Unlimited	N/A
M7 Maintenance Tool v1.3.8	Required	Unlimited	N/A
Canadian Dispenser Exam	Required	Unlimited	80%
Canada FlexPay IV Final Exam	Required	Unlimited	80%
Dispensing Systems ILT Hands-On Checklist (Instructor Evaluation)	Required	Unlimited	N/A
Dispensing Systems ILT Hands-On Checklist (Student Evaluation)	Required	Unlimited	N/A

### Additional Resources/Attachments

Task List (Reference)



#### Upon Successful Completion, Certification(s) Acquired:

Certification Name	Length of Certification
GVR Dispensing Systems - Canada	1 Year from Date of Completion

### Recertification Information

Course Name	Course ID	Price	Length of Renewal
GVR Canadian Dispenser Recertification	GLDRWCA20	\$100	1 Year from Date of Completion

# Canadian Dispensing Systems Pre-Course

**Course Description:** This is for Canadian region ONLY. This is the first step to getting Encore Dispensing Systems certified and this course is a prerequisite for attending the Instructor-Led Dispenser training. See class details for training content.

**Course ID:** GLDSBCA23-PRE

**Class ID:** 0000017756

**Delivery Method:** Web-Based

**Estimated Duration:** 4 Hours

**LMS Fee:** \$300



**Prerequisites:** • POST Safety Certification (Status = Acquired)

## Class Details

Module Name	Requirement	Attempts	Passing Score
How a Site Works	Required	Unlimited	N/A
Extranet Training	Required	Unlimited	N/A
Safe Service Practices for Dispensing	Required	Unlimited	N/A
Electrical Discharge - ESD	Required	Unlimited	N/A
Service Theory	Required	Unlimited	N/A
Lockout/Tagout	Required	Unlimited	N/A
Multi-meters	Required	Unlimited	N/A
Electrical Verification	Required	Unlimited	N/A
Plumbing Verification	Required	Unlimited	N/A
Phasing	Required	Unlimited	N/A
Distribution Box & Two-Wire Protocol	Required	Unlimited	N/A
Hydraulics Overview	Required	Unlimited	N/A
Electronics Overview	Required	Unlimited	N/A
Automatic Temperature Compensation (ATC)	Required	Unlimited	N/A
Electronic Dispenser Programming	Required	Unlimited	N/A
DEF Overview	Required	Unlimited	N/A
CRIND Overview	Required	Unlimited	N/A
Applause Overview	Optional	Unlimited	N/A

Module Name	Requirement	Attempts	Passing Score
Dangerous Work Space	Required	Unlimited	N/A
Stocking Parts	Required	Unlimited	N/A
Tools of the Trade	Required	Unlimited	N/A
Networking Basics	Required	Unlimited	N/A
Security	Required	Unlimited	N/A
FelxPay Connect v2	Required	Unlimited	N/A
Canadian EMV Overview	Required	Unlimited	N/A
FlexPay IV Overview - U.S. Canada	Required	Unlimited	N/A
FlexPay Iv Secure and Unsecure Menus F - Canada	Required	Unlimited	N/A
M7 FlexPay Maintenance Tool	Required	Unlimited	N/A
OMNIA Overview	Required	Unlimited	N/A
Saba Tutorial - How to Review Exam Results	Optional	Unlimited	N/A
Canadian Dispensing Systems Pre-Course Exam	Required	3	80%

## Quick Links for Self-Enrollment



COURSE LINK

CLASS LINK



### Upon Successful Completion, Certification(s) Acquired:

Certification Name

Length of Certification

**NO CERTIFICATION GRANTED**

# Canadian FlexPay IV Pre-Course

**Course Description:** This training is specific to the Canadian region. This is the first course required to become FlexPay IV certified in Canada. This is a prerequisite for the hands-on class.

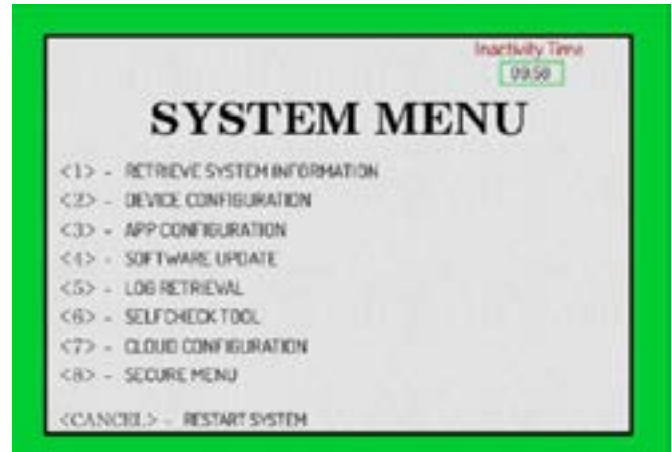
**Course ID:** GLDSWCAFPV1

**Class ID:** 00006940

**Delivery Method:** Web-Based

**Estimated Duration:** 60 Minutes

**LMS Fee:** \$150 USD



- Prerequisites:**
- POST Safety Certification (Status = Acquired)
  - GVR Dispensing Systems – Canada or GVR Dispensing Systems - US

## Class Details

Module Name	Requirement	Attempts	Passing Score
Canadian EMV Overview	Optional	Unlimited	N/A
FlexPay IV Overview - U.S. Canada	Required	Unlimited	N/A
FlexPay IV Secure and Unsecure Menus F - Canada	Required	Unlimited	N/A
M7 Maintenance Tool v1.3.8 (15 min)	Required	Unlimited	N/A
DCM2.2 Configuration - Canada	Required	Unlimited	N/A
Canadian FlexPay IV Pre-Course Exam	Required	3	80%

## Quick Links for Self-Enrollment



COURSE LINK

CLASS LINK



### Upon Successful Completion, Certification(s) Acquired:


Certification Name

Length of Certification

**NO CERTIFICATION GRANTED**



# FlexPay IV Instructor-Led Training - Canada



**Course Description:** This is an 1-day “Instructor-Led” training for the FlexPay IV payment platform. It includes training for the required hardware (DCM2.2, PIP3, UX300, UPM, and so on) and needed software (Programming, M7 Maintenance Tool, SSoM, and troubleshooting)

**Course ID:** GLFPBCA20

**Class ID:** Varies by Time/Location

**Delivery Method:** Instructor-Led

**Estimated Duration:** 8-9 Hours

**LMS Fee:** Refer to CT for course pricing

---

**Prerequisites:**

- POST Safety Certification (Status = Acquired)
- GVR Dispensing Systems - Canada
- Successful Completion of “Canadian FlexPay IV Pre-Course”

**Note:** No course link or class link is provided for this catalog item. The enrollment responsibility falls on the Certified Trainer (CT). You are not able to self-enroll into this course.

Please email [technical.training@gilbarco.com](mailto:technical.training@gilbarco.com) for information on classes available or contact your nearest known training facility for class offerings.

### Additional Resources/Attachments

MDE-4917 FlexPay Connect Distribution Box Installation Manual  
 MDE-5220 FlexPay IV CRIND Retrofit Kit Installation Instructions for Encore S ECIM  
 MDE-5221 FlexPay IV CRIND Start-Up Manual  
 MDE-5222 FlexPay IV CRIND Retrofit Kit Installation Instructions for Encore 300/500  
 MDE-5223 FlexPay IV CRIND/Service Troubleshooting Guide  
 MDE-5224 FlexPay IV CRIND Retrofit Kit Installation Instructions for the Advantage Series  
 MDE-5226 FlexPay IV CRIND Retrofit Kit Installation Instructions for Encore 500 S  
 MDE-5227 M7 Maintenance Tool User Guide  
 MDE-5265 BRCM2 Installation and Upgrade Instructions  
 MDE-5284 Applause Media System with FlexPay Connect Troubleshooting Manual  
 PRT-1936 Encore Series Pumps and Dispensers Illustrated Parts Manual  
 PT-1937 Encore 300, Encore 500/500 S, Encore 550, Encore 700, Eclipse Recommended Spare Parts Manual

## Class Details

Module Name	Requirement	Attempts	Passing Score
Canadian EMV Overview	Optional	Unlimited	N/A
Canadian FlexPay IV Overview (2018)	Optional	Unlimited	N/A
FlexPay IV Overview - U.S. Canada	Optional	Unlimited	N/A
Level One (Unsecure) Start-up Menus (12 min)	Optional	Unlimited	N/A
FlexPay IV Secure and Unsecure Menus F - Canada	Optional	Unlimited	N/A
Level One (Unsecure Menu) Programming for Canada	Optional	Unlimited	N/A
Level Two (Secure) Start-Up Menus (9 min)	Optional	Unlimited	N/A
M7 Maintenance Tool Update	Optional	Unlimited	N/A
M7 Maintenance Tool v1.3.8 (15 min)	Optional	Unlimited	N/A
DCM2.2 Configuration - Canada	Optional	Unlimited	N/A
Canada FlexPay IV Final Exam	Required	2	80%



### Upon Successful Completion, Certification(s) Acquired:

Certification Name	Length of Certification
FlexPay IV Full Certification (NEW)*	1 Year from Date of Completion

# GVR Canadian Dispenser Recertification

**Course Description:** This is the required course for annual renewal of dispensing systems certification. New content is introduced year after year. Review the list of modules for current content. This is for Canadian region ONLY.

**Estimated Duration:** 2-3 Hours

**Course ID:** GLDRWCA20

**Class ID:** 00003185

**Delivery Method:** Web-Based

**LMS Fee:** \$100 USD

**NOTE: If certification has expired more than 1 year, student MAY BE REQUIRED to go back through an Instructor-Led class to reacquire "Certified" status.**



- Prerequisites:**
- POST Safety Certification (Status = Acquired)
  - *Previously held certification:* GVR Dispensing Systems - Canada

## Class Details

Module Name	Requirement	Attempts	Passing Score
Intro to EMV	Required	Unlimited	N/A
EMV Startup	Optional	Unlimited	N/A
EMV Service - Canada	Optional	Unlimited	N/A
EMV Troubleshooting	Optional	Unlimited	N/A
Installation - Electrical	Optional	Unlimited	N/A
Installation - Plumbing	Optional	Unlimited	N/A
CRIND Overview	Optional	Unlimited	N/A
CRIND Options	Optional	Unlimited	N/A
HCRS Canada	Optional	Unlimited	N/A
Canadian Dispensing Systems Recertification Exam	Optional	3	80%

## Quick Links for Self-Enrollment



COURSE LINK

CLASS LINK



### Upon Successful Completion, Certification(s) Acquired:

Certification Name	Length of Certification
GVR Dispensing Systems - Canada	1 Year from Date of Completion

# Hybrid Card Reader S Canada

**Course Description:** This training is specific to the Canadian region. Similar to the U.S. version of this training, it covers the start-up and requirements for security door detection following Murphy USA specifications.

**Course ID:** GLDSWCAHCRS1

**Class ID:** 00009546

**Delivery Method:** Web-Based

**Estimated Duration:** 30-45 Minutes

**LMS Fee:** \$25 USD



- Prerequisites:**
- POST Safety Certification (Status = Acquired)
  - GVR Dispensing Systems – Canada or GVR Dispensing Systems - US

## Class Details

Module Name	Requirement	Attempts	Passing Score
HCRS Canada	Required	Unlimited	N/A

## Additional Resources/Attachments

MDE-5386 Hybrid Card Reader S (HCRS) Installation Instructions (Canada)

## Quick Links for Self-Enrollment



COURSE LINK

CLASS LINK



## Upon Successful Completion, Certification(s) Acquired:

Certification Name

Length of Certification

**NO CERTIFICATION GRANTED**

# O

**Other/Miscellaneous**

# Web Closure

**Course Description:** Training covers the SMS platform on how to submit and properly closer warranty claims.

**Course ID:** GVRWCLS

**Class ID:** 00003420

**Delivery Method:** Web-Based

**Estimated Duration:** 30 Minutes

**LMS Fee:** \$0



**Prerequisites:** • Active Saba User Profile

Class Details	Module Name	Requirement	Attempts	Passing Score
	Sign on Extranet	Required	Unlimited	N/A
	Open a Service Request (SR)	Required	Unlimited	N/A
	Update & Close a Service Request (SR)	Required	Unlimited	N/A
	Adding Trip Information	Required	Unlimited	N/A
	Service Request Trip Issues	Required	Unlimited	N/A
	Adding a New Issue	Required	Unlimited	N/A
	Part Entry	Required	Unlimited	N/A
	Finish & Edit Trip Issue	Required	Unlimited	N/A
	Return Trip Issue	Required	Unlimited	N/A
	Add and Edit Serial Numbers	Required	Unlimited	N/A
	Additional Features & Functions	Required	Unlimited	N/A
	Payment Details	Required	Unlimited	N/A

## Quick Links for Self-Enrollment



COURSE LINK

CLASS LINK



**Upon Successful Completion, Certification(s) Acquired:**

Certification Name

Length of Certification

**NO CERTIFICATION GRANTED**

# Web Registration/Commissioning

**Course Description:** The class covers the content on how to register or commissioning the equipment via the web and not contacting the claims department.

**Course ID:** GVRWCOM

**Class ID:** 00003243

**Delivery Method:** Web-Based

**Estimated Duration:** 20 Minutes

**LMS Fee:** \$0



**Prerequisites:** • Active Saba User Profile

## Class Details

Module Name	Requirement	Attempts	Passing Score
Web Registration Introduction	Required	Unlimited	N/A
Site Search & Requesting New Site	Required	Unlimited	N/A
Installation Detail	Required	Unlimited	N/A
Adding Equipment Detail	Required	Unlimited	N/A
Additional Details	Required	Unlimited	N/A
Encore Questionnaire	Required	Unlimited	N/A
Information Summary	Required	Unlimited	N/A
Reloading Reference or Registration Numbers	Required	Unlimited	N/A

## Quick Links for Self-Enrollment



COURSE LINK

CLASS LINK



### Upon Successful Completion, Certification(s) Acquired:

Certification Name	Length of Certification
--------------------	-------------------------

**NO CERTIFICATION GRANTED**



**GILBARCO**  
**VEEDER-ROOT**