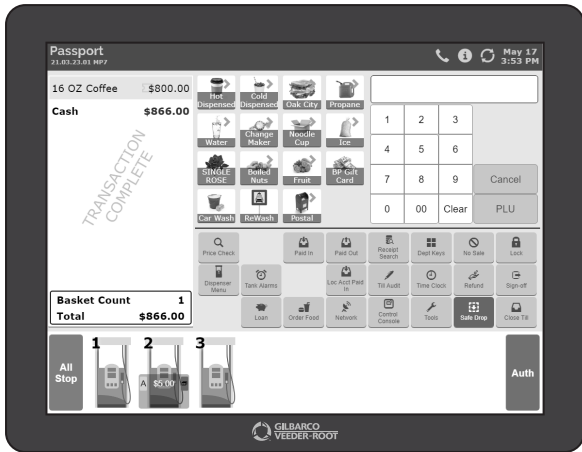


A rush of cash customers can cause Passport to trigger a safe drop alert – indicating that cash must be removed from the till and deposited into the store safe.

HERE'S HOW.




FROM THE CASHIER WORKSTATION:

1. Select "Safe Drop"



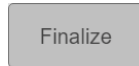
2. Enter the amount of cash using the screen pad.



3. Select "+" to enter amount.



4. Select "Finalize", then select "Yes" to confirm.



5. Drop cash into safe.

NOW YOU CAN DROP THE CASH IN THE SAFE AND GET BACK TO THE FRONT COUNTER **IN NO TIME.**