


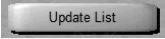



Pre-authorization time-outs protect your customers' pre-paid fuel purchase by setting a time limit on how long their dispenser stays authorized after they pay. **HERE'S HOW TO SET THAT UP.**



FROM THE MANAGER WORKSTATION:					
1. Select "Set Up"		2. Then "Forecourt"		3. Then "Dispenser Options"	
4. Double click on the the the dispenser to select it.		5. Enter the Pre-Authorization Time-Out in seconds, as desired, for that dispenser.			
6. Tap "Update List"		7. Repeat the process for each dispenser.	8. Select "Save" and tap "Yes" to confirm.		
					

JUST ANOTHER WAY PASSPORT® FORM-FITS TO YOUR FORECOURT AND YOUR BUSINESS.